



User Guide

v1.31_51c8d396_public

M. Rieck¹, M. Bittner², B. Grüter³, J. Diepolder⁴,
P. Piprek⁵, C. Göttlicher⁶, F. Schwaiger⁷, B. Hosseini⁸,
F. Schweighofer⁹, T. Akman¹⁰, F. Holzapfel¹¹

Institute of Flight System Dynamics
Technical University of Munich

www.falcon-m.com – falcon-m@tum.de

Author contributions:

- 1) architecture and original implementation, discrete controls
- 2) architecture and original implementation
- 3) bi-level optimization, maintenance
- 4) post-optimal sensitivities, Simulink interface, maintenance
- 5) robust optimal control, deployment, maintenance
- 6) system identification module
- 7) graphical and console user interface
- 8) system identification module (extension, maintenance)
- 9) software engineering, maintenance
- 10) maintenance
- 11) supervision and guidance

2024-01-03

Contents

| | | |
|----------|---|-----------|
| 1 | Welcome to FALCON.m | 4 |
| 1.1 | Basic version | 5 |
| 1.2 | Additional features and Add-ons | 5 |
| 2 | Installation of FALCON.m | 7 |
| 2.1 | How to: Usage of IPOPT | 8 |
| 2.2 | How to: Usage of SNOPT | 8 |
| 2.3 | How to: Usage of FMINCON | 9 |
| 3 | Quick Start Guide | 9 |
| 3.1 | Optimal Control Problem Formulation | 9 |
| 3.2 | Important Basic Ideas of FALCON.m | 10 |
| 3.3 | Introductory Example: Time Optimal Car Trajectory | 11 |
| 3.3.1 | Implementation of Basic Problem in FALCON.m | 12 |
| 3.3.2 | Adding a Post-Processing Step | 16 |
| 3.3.3 | Implementation of Path Constraints | 17 |
| 3.3.4 | Using the Path Constraint Builder | 19 |
| 3.3.5 | Simple Multi-phase Problem | 20 |
| 3.3.6 | Multi-phase Problem using Pointconstraint Builder | 21 |
| 3.4 | Full Example: Optimal Aircraft Trajectories | 22 |
| 3.4.1 | 2-D Kinematic Aircraft Approach | 23 |
| 3.4.2 | 3-D Point Mass Aircraft Approach | 25 |
| 4 | Theoretical Fundamentals | 27 |
| 4.1 | Optimal Control Problem | 27 |
| 4.2 | Collocation | 27 |
| 4.2.1 | Time Transformation | 28 |
| 4.3 | Numerical Optimization | 28 |
| 5 | Problem Structure Used in FALCON.m | 28 |
| 5.1 | Optimization Problem Structure | 29 |
| 5.2 | Command Line Interface | 29 |
| 5.3 | falcon.Problem | 29 |
| 5.4 | falcon.core.Phase | 48 |
| 5.5 | falcon.core.Grid | 60 |
| 5.6 | falcon.core.Model | 71 |
| 5.7 | falcon.State | 74 |
| 5.8 | falcon.Control | 82 |
| 5.9 | falcon.Parameter | 90 |
| 5.10 | falcon.Constraint | 98 |
| 5.11 | falcon.core.PointFunction | 106 |
| 5.12 | falcon.core.PathFunction | 109 |
| 5.13 | falcon.discretization.Trapezoidal | 111 |
| 5.14 | falcon.discretization.BackwardEuler | 113 |

| | | |
|----------|--|------------|
| 5.15 | falcon.solver.ipopt | 115 |
| 5.16 | Common Objectives and Constraints | 128 |
| 5.16.1 | Linear Path Function | 129 |
| 5.16.2 | Quadratic Path Function | 129 |
| 5.16.3 | Linear Point Function | 130 |
| 5.16.4 | Quadratic Point Function | 131 |
| 5.16.5 | Rate Limit | 132 |
| 5.16.6 | Continuity Constraint | 133 |
| 6 | Parameter Estimation Using FALCON.m | 133 |
| 7 | Derivative Construction | 137 |
| 7.1 | Function Mode | 138 |
| 7.2 | System Mode | 138 |
| 7.2.1 | Principles | 139 |
| 7.2.2 | Constants | 139 |
| 7.2.3 | Subsystems | 140 |
| 7.2.4 | Variable Manipulation | 140 |
| 7.2.5 | Important Remarks | 140 |
| 7.3 | Simulation Model Builder | 141 |
| 7.4 | Path Constraint Builder | 152 |
| 7.5 | Point Constraint Builder | 160 |
| 7.6 | Advanced Model Building | 168 |
| 7.6.1 | Dependency Resolution | 168 |
| 7.6.2 | Adding Individual States, Controls, Parameters and Outputs . . . | 169 |
| 7.6.3 | Derivative-free Model Builds | 169 |
| 7.6.4 | Flexible Builder Configuration | 169 |
| 7.6.5 | Centralized Derivative Cache | 169 |
| 7.6.6 | Data Type Specification | 170 |
| 7.6.7 | Variant Subsystems | 170 |
| 7.6.8 | Model Wrapper Classes | 174 |
| | Index | 181 |
| | Bibliography | 184 |

1 Welcome to FALCON.m

FALCON.m is the *FSD optimAL CONTROL tool for MATLAB* that has been developed at the Institute of *Flight System Dynamics* of *Technische Universität München*. FALCON.m uses direct discretization methods in combination with gradient based numerical optimization and automatic analytic differentiation to solve mathematical optimal control problems. It is mainly tailored to solving complicated “real life” problems using full discretization methods, additionally offering support for shooting techniques. If the technical details of these methods are unfamiliar to you, you might want to check section 4 of this document. If you are more interested in directly starting to solve problems, section 2 will guide you through the installation of FALCON.m and the implementation of your very first optimal control problem using the tool. Feel free to contact the developers at any time in case you experience any difficulties in using FALCON.m.

The following paragraphs give a very short overview of problems solved with FALCON.m.

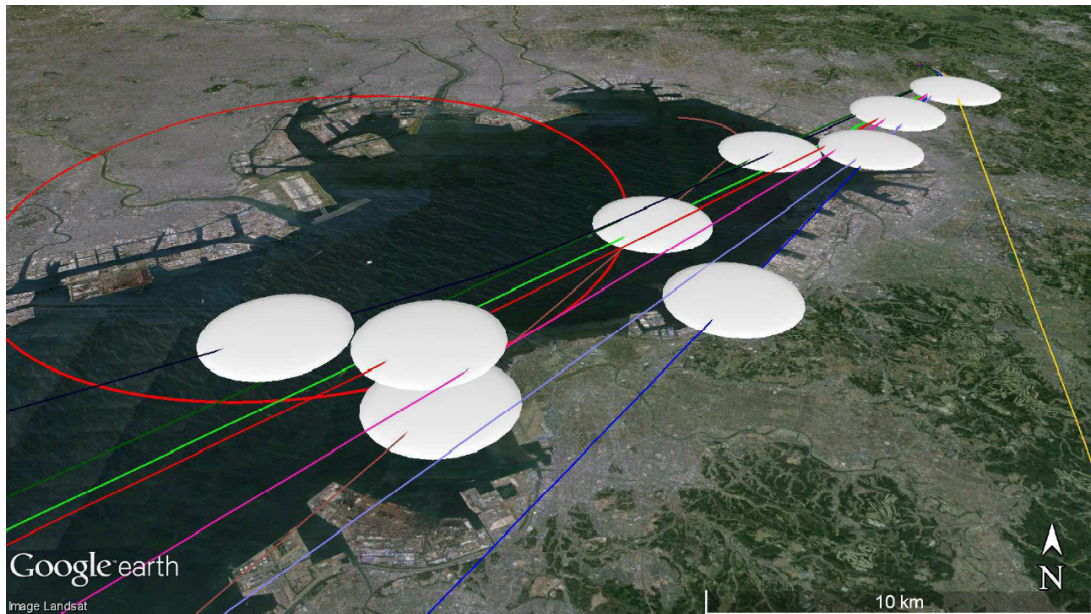


Figure 1: Sample optimal control problem solved with FALCON.m. Nine aircraft are approaching Tokyo International Airport in parallel. The white circles represent the separation limits to be kept between the different aircraft.

Figure 1 shows a visualization of a scenario in which nine aircraft are approaching Tokyo International Airport in parallel. The trajectories of all of these aircraft have been optimized for a given cost index, resulting in an optimal trade-off between arrival time and fuel burn. The aircraft behavior was modeled based on point mass equations of motion in three dimensional space, in the example including a variety of constraints that ensure a realistic behavior of the aircraft.

The round shapes in the figure represent the separation limits between the aircraft that needed to be fulfilled along the overall flight time for each individual pair of air-

craft. The overall problem contained a dynamic system consisting of nonlinear dynamics in 63 states and 27 controls. Anyway, FALCON.m allowed the solution of the problem due to its automatic sparsity generation and its automatic differentiation.

1.1 Basic version

Generally, the basic version of FALCON.m is provided to you free-of-charge. With this version, you can solve most of your real-life optimal control problems as it provides the following features:

- Solution of optimal control problems for autonomous, explicit, nonlinear, first order ordinary differential equations
- Analytic calculation of the Jacobian for cost-, constraint-, and dynamic model-functions
- Interfaces to different highly efficient nonlinear programming (NLP) solvers
- Implementation of different dynamic models, path constraints, and point constraints
- Essentially arbitrary number of states, controls, parameters, and constraints in the problem formulation
- Multi-phase optimal control formulations
- Trapezoidal Collocation and Backward Euler Full Discretization
- Post-processing and debugging features (Jacobian check, Simulation, Visualization (GUI), Scaling analysis)

1.2 Additional features and Add-ons

The trajectory optimization research group is actively working on extending the basic version of FALCON.m. The following add-ons have been or are currently developed and used for various research activities:

Analytic Hessian The analytic Hessian add-on contains all required functionalities to efficiently provide the second derivative information of the objective function and constraints to the NLP solver. This can significantly improve the convergence properties of the problem compared to only providing the Jacobian included in the basic version (especially close to the optimal point, e.g. for near-optimal initial guesses). Furthermore, the Hessian can be utilized to apply post-optimal sensitivity analyses to the solution of the problem.

Post-optimal Sensitivities Post-optimal sensitivity analysis provides an efficient way to approximate the optimal solution on a perturbed optimal control problem. This is helpful e.g. if a problem has to be solved for a nominal parameter value, as well as slightly changed values. Applying the implicit function theorem on the KKT-conditions of the NLP, the first derivative of the solution (optimal trajectory, controls) with respect to the disturbed parameter(s) can be determined analytically. For the objective function, even the second derivatives is available.

Uncertainty Quantification This add-on offers several approaches, including standard ones like Monte-Carlo analysis as well as sophisticated methods like generalized polynomial chaos, to obtain the distributions of optimal trajectories for given distributions of uncertain parameters. Furthermore, the output distributions can be accounted for in the optimization, e.g. by adding properties to the objective function, such as minimizing a standard deviation value, or to the constraints, as in: the optimal trajectory should respect this constraint with a confidence of two standard deviations. Furthermore, uncertainty quantification in the optimal control problem offers the possibility to evaluate “chance constraints”, i.e. constraints that must be fulfilled to a certain probability level. By this, safe and robust optimal trajectories can be calculated.

System Identification Based on the core framework of FALCON.m, a system identification tool was implemented which allows for estimating model parameters for experiment data of system outputs. The extension offers a set of common objective functions, such as least squares and maximum likelihood. Furthermore, the tool offers functionality to design the optimal input for system identification, yielding a persistent excitation with maximum information content on the system.

Discrete Controls While traditional optimal control software can find the optimal history of continuous controls, such as a steering angle or an elevator deflection, this extension treats discrete controls, such as a gear shift or a flap setting. An Outer Convexification is applied as relaxation to allow for an efficient solution process where tailored penalty approaches are implemented to restrict the control to the permissible discrete values.

Trim Tool The internal version of FALCON.m additionally features a software package for the computation of trim points for dynamic systems. These trim points can be used for example for defining stationary boundary conditions in trajectory optimization or parameter estimation problems. The trim tool exploits the efficient derivative evaluation in FALCON.m and enables the computation of trim states and controls for grids based on a generic trim template including essentially arbitrary constraints.

Bi-Level/Distributed Optimization This extension solves multi-optimization problems, i.e. an (upper level) optimization problem is treated which is dependent on the solution of one or more (lower level) optimization/optimal control problems. This is useful e.g. in the context of games or very large problems that can be deconstructed in

the sense of a primal decomposition (e.g. multiple aircraft approaching an airport). In particular, for the case of very large optimal control problems, e.g. when considering uncertainties, it is often possible to find unconnected subproblems which can be solved individually. By distributing these problems together, with suitable adaptations to the NLP solver parameters, the convergence time can be reduced significantly.

If you are interested in using these additional features in research projects with us, just contact us under falcon-m@tum.de!

2 Installation of FALCON.m

To install FALCON.m on your computer, just unzip the contents of the zip-archive you downloaded from <http://www.falcon-m.com> to a location where you want it to be stored and where you have read and write access to.

Figure 2 shows the namespace folder `+falcon`, containing the required FALCON.m files on a Windows machine. In the `vendor` folder additional external libraries required by FALCON.m can be found. The folder `examples` contains some example problems that help getting started. Depending on the version of FALCON.m you are using, additional files may exist in this folder.

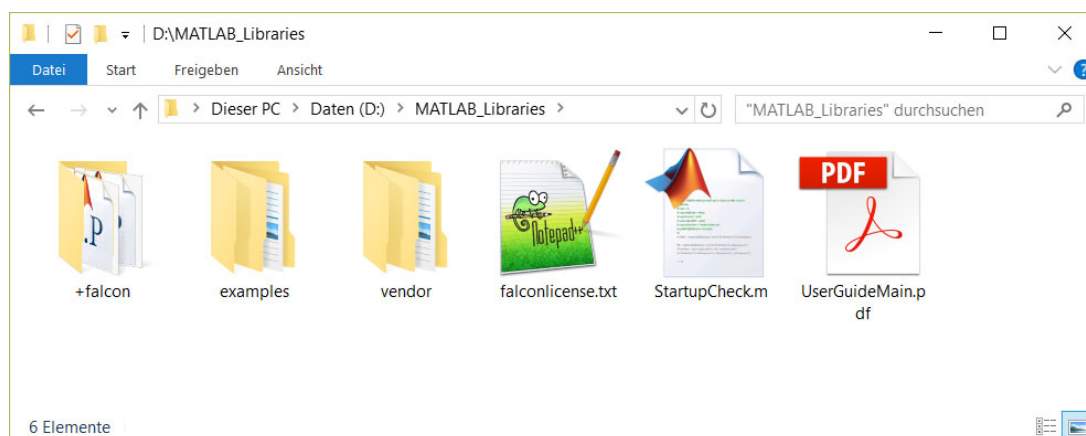


Figure 2: Content of the folder containing FALCON.m

Before solving the first optimal control problem, run `StartupCheck.m` to check if you are using a compatible version of MATLAB and all required external tools are available. Additionally, IPOPT will be automatically downloaded (in case you have a working internet connection) as the default solver for solving your optimal control problem.

In order to be able to use FALCON.m without running the startup check again every time, just add the folder containing the namespace folder `+falcon` to the MATLAB path. In the example above, the path to be added would be `D:\MATLAB_Libraries`. Do not add the folder with its subfolders but only the parent folder itself.

2.1 How to: Usage of IPOPT

IPOPT¹ [7] is the open-source interior point NLP (nonlinear program) solver that is most commonly used with FALCON.m. If the `StartupCheck` routine does not find `ipopt` on the MATLAB path, an installation assistant² helps you complete the setup. Please note that the available MEX function distributions of IPOPT differ, for example in terms of included linear solver packages, and some of them may not work in combination with certain MATLAB releases.

In particular:

- The distribution from COIN-OR³ includes HSL⁴ linear solvers. At the time of writing, the latest release, 3.11.8, is known to have some issues with recent MATLAB releases, in particular it cannot be used after MATLAB R2020a.
- The `mexIPOPT`⁵ toolbox by Enrico Bertolazzi is fully compatible with recent MATLAB releases on all platforms. However, it does not include the HSL linear solvers. These can be obtained separately for best performance.

In case you have access to other IPOPT MEX functions, such as a version compiled with additional libraries, you can place them in the folder `falcon\vendor\ipopt` or add them to the MATLAB path.

2.2 How to: Usage of SNOPT

SNOPT is a commercial NLP solver distributed by Stanford Business Software Inc. that can be used to solve NLP problems. The SNOPT license must be bought and the MATLAB interface must be obtained.⁶

In cases where users want to use SNOPT for solving their NLPs, FALCON.m provides an interface. In no way, FALCON.m distributes SNOPT: This means that the user must obtain the license for SNOPT on his/her own.⁷

Install the SNOPT MATLAB interface files in a convenient location. Add all (sub-)directories containing SNOPT routines to the MATLAB search path, using either the GUI or `addpath()`, so that calls to `snopt()`, `snset()` etc. can be resolved. SNOPT examples do not need to be available on the MATLAB search path.

Call `StartupCheck()` to verify that FALCON.m recognizes your SNOPT installation.

To use SNOPT with FALCON.m, create a solver adapter instance with `solver = falcon.solve`. Please note that the output structure for SNOPT differs from the one for IPOPT and

¹<https://github.com/coin-or/Ipopt>

²Call `falcon.auxiliary.helpers.IpoptInstallationAssistant().prompt()` to run it manually

³<https://www.coin-or.org/download/binary/Ipopt/>

⁴HSL. A collection of Fortran codes for large scale scientific computation. <http://www.hsl.rl.ac.uk/>

⁵<https://github.com/ebertolazzi/mexIPOPT/>

⁶http://www.sbsi-sol-optimize.com/asp/sol_product_snopt.htm

⁷http://www.sbsi-sol-optimize.com/asp/sol_snopt.htm

therefore you might need to adapt your `solver.Solve()` command if you experience errors.

The interface was last tested with SNOPT version 7.7.7.

2.3 How to: Usage of FMINCON

If you have MATLAB's Optimization Toolbox installed and licensed, you are all set to use FMINCON⁸. You just need to change your solver setup to:

```
solver = falcon.solver.fmincon_algo(problem)
```

Once more, the output structure of the `solver.Solve` command differs and adaptations might be required. Additionally, it should be noted that FMINCON is inefficient compared to IPOPT and SNOPT and should only be used for very small problems.

3 Quick Start Guide

This section should help getting started with FALCON.m. It firstly introduces the problem class that can be solved using the tool. Afterwards, the most important basic ideas of the tool are listed, before example problems of increasing complexity are presented.

3.1 Optimal Control Problem Formulation

FALCON.m is able to solve optimal control problems of the following form: Minimize the cost function

$$\min J(\mathbf{x}(t), \mathbf{u}(t), \mathbf{p}) \quad (1)$$

subject to a set of constraints, formed by the differential algebraic equation

$$\begin{bmatrix} \dot{\mathbf{x}}(t) \\ \mathbf{y}(t) \end{bmatrix} = \begin{bmatrix} \mathbf{f}(\mathbf{x}(t), \mathbf{u}(t), \mathbf{p}) \\ \mathbf{h}(\mathbf{x}(t), \mathbf{u}(t), \mathbf{p}) \end{bmatrix} \quad (2)$$

where $\mathbf{x}(t)$ specifies the states, $\dot{\mathbf{x}}(t)$ the state derivatives and $\mathbf{y}(t)$ additional model outputs. The states $\mathbf{x}(t)$, the controls $\mathbf{u}(t)$ and the parameters \mathbf{p} are limited by a lower and an upper bound:

$$\mathbf{x}_{lb} \leq \mathbf{x}(t) \leq \mathbf{x}_{ub} \quad (3)$$

$$\mathbf{u}_{lb} \leq \mathbf{u}(t) \leq \mathbf{u}_{ub} \quad (4)$$

$$\mathbf{p}_{lb} \leq \mathbf{p} \leq \mathbf{p}_{ub} \quad (5)$$

The problem is considered on the time interval $[t_0, t_f]$ with each of the two either being fixed or free. In the formulation presented here, t_0 and t_f are seen to be part of the parameter vector \mathbf{p} . Additionally, an arbitrary number of nonlinear constraints of the form

$$\mathbf{g}_{lb} \leq \mathbf{g}(\mathbf{y}, \mathbf{x}, \mathbf{u}, \mathbf{p}) \leq \mathbf{g}_{ub} \quad (6)$$

⁸<https://mathworks.com/help/optim/ug/fmincon.html>

may be imposed. A special type of constraints appearing in many problems are initial and final boundary conditions specifying a start and an end state condition of the form

$$\mathbf{x}_{0,lb} \leq \mathbf{x}(t_0) \leq \mathbf{x}_{0,ub} \quad (7)$$

$$\mathbf{x}_{f,lb} \leq \mathbf{x}(t_f) \leq \mathbf{x}_{f,ub} \quad (8)$$

For all constraints, equality conditions can be achieved by simply setting the upper and the lower limits to the same values.

$$\square_{lb} = \square_{ub} \quad (9)$$

Remark: A maximization of the cost function \bar{J} can be achieved by simply choosing

$$J = -\bar{J}. \quad (10)$$

3.2 Important Basic Ideas of FALCON.m

- FALCON.m uses direct discretization methods in order to solve optimal control problems. The free variable is considered to be *time* throughout the implementation but may be chosen however suitable.
- For each value appearing in an optimal control problem, FALCON.m uses value definition objects, specifying the names, bounds and scaling of the values as appropriate. If required, these values are extended to grids over time inside FALCON.m. Examples for value definition objects are `falcon.State`, `falcon.Control`, `falcon.Constraint`, `falcon.Cost`, `falcon.Parameter` and some more.
- FALCON.m allows the solution of multi phase optimal control problems, where each problem has to hold at least on `falcon.core.Phase`. Each phase holds a `stategrid`, one or more `controlgrids`, and a `model`. Phases may or may not be linked together.
- FALCON.m performs the optimization on a normalized time grid $\tau \in [0, 1]$ for every phase that is mapped to the real time grid by a linear transformation. Problems with variable final and/or initial time can be solved by choosing the initial or final time to be a free parameter.
- FALCON.m uses autonomous dynamics ("time-invariant") as default (the dynamic equations may not directly depend on the free variable, time). Anyway, non-autonomous dynamics can be tackled by introducing a new state t with the dynamics

$$\dot{t} = 1 \quad (11)$$

that is added to the state vector of the problem. All other steps in creating the model, e.g., adding a final time parameter to the phase, remain the same. The collocation integrator should achieve that the final time in the state and the parameter are the same. If this is not the case an additional constraint may be added to the final point to assure that the times match.

- In order to achieve better numerical properties of a problem, FALCON.m internally scales all appearing values by a fixed scaling factor. The following relationship is used for scaling

$$\square_{\text{scaled}} = \square_{\text{original}} \cdot M_{\text{scaling}} \quad (12)$$

It is recommended to scale all values to an order of magnitude of one, meaning that e.g. the scaling factor of a value expected to be about 10^5 in the problem should be scaled by a scaling factor $M_{\text{scaling}} = 10^{-5}$.

- As FALCON.m uses gradient based optimization algorithms, initial guess values for everything to be optimized need to be available. In case no initial guess values are specified by the user, FALCON.m tries to create them itself.
- In order to solve an optimal control problem in FALCON.m four main steps are required:
 1. Define the model, constraint equations and problem structure in FALCON.m.
 2. Create the analytic derivatives of all appearing functions and create MATLAB executables (.mex files) from these functions.
 3. Prepare the problem itself for solution.
 4. Solve the problem using third party numerical optimization algorithms.

3.3 Introductory Example: Time Optimal Car Trajectory

In this subSection the trajectory from a given initial point to a given final point for a car model is optimized for minimum time. Consequently, the cost function is the final time:

$$\min J = t_f \quad (13)$$

The dynamic model of the car comprises the four states and the two controls listed in Table 1.

Table 1: States and controls of the car example problem.

| State | Description |
|--------------------|--|
| x | Position in x -direction |
| y | Position in y -direction |
| V | Absolute velocity of the car |
| χ | Course angle / direction of the velocity |
| Control | Description |
| \dot{V}_{cmd} | The absolute acceleration of the car / gas pedal input |
| $\dot{\chi}_{cmd}$ | The angular velocity of the car / Steering wheel input |

The dynamics are given by:

$$\dot{x} = V \cdot \cos \chi \quad (14)$$

$$\dot{y} = V \cdot \sin \chi \quad (15)$$

$$\dot{V} = \dot{V}_{cmd} \quad (16)$$

$$\dot{\chi} = \dot{\chi}_{cmd} \quad (17)$$

Consequently, the combined state and control vectors are:

$$\mathbf{x} = [x \ y \ V \ \chi]^T, \quad \mathbf{u} = [\dot{V}_{cmd} \ \dot{\chi}_{cmd}]^T \quad (18)$$

with the limits given by

$$0 \leq x \leq 100 \quad (19)$$

$$0 \leq y \leq 100 \quad (20)$$

$$0 \leq V \leq 5 \quad (21)$$

$$-2 \cdot \pi \leq \chi \leq 2 \cdot \pi \quad (22)$$

$$-0.1 \leq \dot{V}_{cmd} \leq 0.1 \quad (23)$$

$$-\pi/8 \leq \dot{\chi}_{cmd} \leq \pi/8 \quad (24)$$

The initial and final conditions for the trajectory are given as equality constraints by

$$\mathbf{x}_0 = \begin{bmatrix} 0 \\ 0 \\ 5 \\ 0 \end{bmatrix}, \quad \mathbf{x}_f = \begin{bmatrix} 100 \\ 100 \\ 5 \\ 0 \end{bmatrix} \quad (25)$$

Finally, there are also outputs added:

$$\dot{y} = V \cdot \sin \chi \quad (26)$$

$$V_{p1} = V + 1 \quad (27)$$

$$(28)$$

These outputs are only used for debugging and not specifically constrained in the optimization problem. Thus, they merely show how outputs can be defined.

3.3.1 Implementation of Basic Problem in FALCON.m

In order to solve this optimal control problem in FALCON.m, first create a new MATLAB script (.m-file, in the following simply referred to as “the script”) to implement the required code in.

Before setting up the optimal control problem itself, it is recommended to setup the value definitions for the states, the controls and the required parameters appearing in the problem. The states are created using the constructor of the state class:

```
falcon.State(Name, LowerBound, UpperBound, Scaling).
```

Similarly controls and parameters can be created by:

`falcon.Control` (Name, LowerBound, UpperBound, Scaling)

`falcon.Parameter` (Name, Value, LowerBound, UpperBound, Scaling)

As states and controls will always appear on grids, no values can be specified whereas parameters are always considered to be scalar, directly holding one value.

For the considered example, the following code results:

```

1  %% Define states, controls and parameter
2  x_vec = [...
3      falcon.State('x', 0, 100, 0.01);...
4      falcon.State('y', 0, 100, 0.01);...
5      falcon.State('V', 0, 5, 1);...
6      falcon.State('chi', -2*pi, 2*pi, 1)];
7
8  u_vec = [...
9      falcon.Control('Vdot', -0.1, 0.1, 1);...
10     falcon.Control('chidot', -pi/8, pi/8, 1)];
11
12 tf = falcon.Parameter('FinalTime', 20, 0, 40, 0.1);

```

The parameter used for the final simulation time is subject to optimization and uses a value of 20 as the initial guess for the optimization.

Next, the optimal control problem itself needs to be constructed, where the first step is to create a new `falcon.Problem` instance. This class is the main class of all FALCON.m optimal control problems and holds all relevant information. It is created by

```

13 %% Define optimal control problem
14 % Create new problem instance
15 problem = falcon.Problem('Car');

```

where 'Car' specifies the name of the problem. The state dynamics of the problem will be discretized in time on a grid with 101 discretization points defined by `tau`:

```

16 % Specify discretization
17 tau = linspace(0,1,101);

```

Each problem defined in FALCON.m needs to have at least one phase. The following code creates a new phase and directly adds it to the problem:

```

18 % Add a new phase
19 phase = problem.addNewPhase(@source_car, x_vec, tau, 0, tf);

```

The input arguments to the `addNewPhase` command are the following:

1. `@source_car`: A MATLAB function_handle to the (not yet existing) model dynamics function
2. `x_vec`: The state vector of this phase
3. `tau`: The normalized time discretization for the states
4. `0`: The start time of the phase. In this case the start time is fixed to zero.
5. `tf`: The final time of the phase. In this case the `falcon.Parameter tf` created before is used. This way, the final time of the problem is subject to optimization within the bounds specified before.

Next, a control grid is added to the phase using the same discretization as for the states. Note that each phase in the problem may contain multiple control grids with different discretization grids.

```
20 % Add the control grid
21 phase.addNewControlGrid(u_vec, tau);
```

`u_vec` contains the definition of the control vector from before.

Afterward, the model outputs must be defined as well:

```
22 % Define model output
23 phase.Model.setModelOutputs([falcon.Output('yDOT');
    falcon.Output('Vp1')]);
```

The initial and final boundary conditions for the states are set using the two commands:

```
24 % Set the boundary conditions
25 % one column vector is short for equality bounds, i.e., lower bound ==
    upper bound
26 phase.setInitialBoundaries([0;0;5;0]);
27 phase.setFinalBoundaries([100;100;5;0]);
```

when only one vector of values is given, FALCON.m uses the numbers as lower and upper bounds, consequently leading to equality constraints. In case two vectors are given, they are used as lower (first column vector input) and upper (second column vector input) bounds, allowing to specify inequality constraints.

The final time `tf` shall be minimized in this example. This can easily be achieved by using the `addNewLinearPointCost` function of the problem:

```
28 % Add the cost function
29 problem.addNewLinearPointCost(tf);
```

Then, the problem must be prepared for the solution by invoking the following command:

```
30 % Prepare problem for solving
31 problem.Bake();
```

Now, the problem may be solved by adding the following command:

```
32 % Solve the problem
33 solver = falcon.solver.ipopt(problem);           % solver object
34 solver.Options.MajorIterLimit = 500;           % maximum number of
    iterations
35 solver.Options.MajorFeasTol = 1e-5;           % feasibility tolerance
36 solver.Options.MajorOptTol = 1e-5;           % optimality tolerance
37
38 solver.Solve();                                 % solve command
```

In order to solve the problem, make sure that the FALCON.m folder has been added to your MATLAB path as described in Section 2 and run the script. Obviously, the dynamic model for the car has not yet been implemented and the optimization cannot be run. Anyway, FALCON.m will create the interface for the function holding the dynamic model after asking if it should do so. Answer the question with `y` in the MATLAB console and hit enter. Our script will throw some errors as the problem could not be solved, but

FALCON.m created a MATLAB file named `source_car` in the current directory. The file should contain the following function interface:

```

1 function [states_dot, y] = source_car(states, controls)
2 % model interface created by falcon.m
3
4 % Extract states
5 x      = states(1);
6 y      = states(2);
7 V      = states(3);
8 chi    = states(4);
9
10 % Extract controls
11 Vdot   = controls(1);
12 chidot = controls(2);
13
14 % ----- %
15 % implement the model here %
16 % ----- %
17
18 % implement state derivatives here
19 x_dot  = ;
20 y_dot  = ;
21 V_dot  = ;
22 chi_dot = ;
23 states_dot = [x_dot; y_dot; V_dot; chi_dot];
24
25 % specify outputs
26 y = [yDOT; Vp1];
27
28 end

```

Insert the model equations into the function by overwriting the lines:

```

18 % implement state derivatives here
19 x_dot  = V*cos(chi);
20 y_dot  = V*sin(chi);
21 V_dot  = Vdot;
22 chi_dot = chidot;

```

Furthermore, insert the output equations:

```

25 % specify outputs
26 y = [V*sin(chi); V+1];

```

Afterward, rerun the previously created script containing the problem definition. While executing the first time, FALCON.m needs some time to create the analytic derivatives of the dynamic model before numerically solving the problem.

After the problem was solved, you can plot the results calling `problem.PlotGUI` (experimental) or by extracting the data from the problem in a custom plot function. In order to create a plot showing the states, the following code may be added to the problem definition script below `problem.Solve()`:

```

1 %% Plot
2 figure
3 for numState=1:4

```

```

4 subplot(2,2,numState); grid on; hold on;
5 xlabel('time');
6 ylabel(phase.StateGrid.DataTypes(numState).Name);
7
8 plot(phase.RealTime, phase.StateGrid.Values(numState,:), 'x-');
9 end

```

Figure 3 shows the results of the problem using slightly different plot commands.

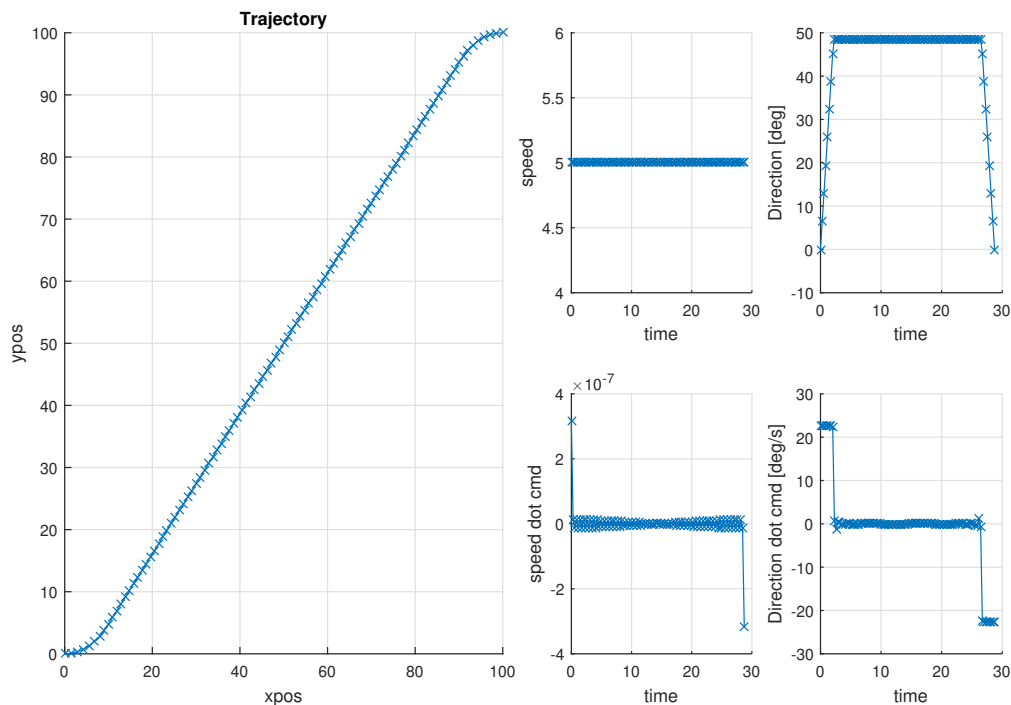


Figure 3: Results for the time minimal car trajectory

3.3.2 Adding a Post-Processing Step

Currently, the model outputs are calculated directly inside the model, although they are actually not required in the optimization procedure (which means they are not constrained). This means that significant computational overhead is introduced as not only the time history of the values but also their derivatives are calculated in each iteration of the optimization problem.

To reduce the computational effort required for calculating such “debugging” variables, FALCON.m offers a feature called “post-processing”. By this feature, debugging calculations can be conducted automatically after the actual solution of the optimization problem. To use it the following lines may be added before preparing the problem for the solution:

```

30 % apply post-processing to each phase
31 % problem.addPostProcessingStep(function_handle, state/control/output
32 % objects, debug value object(s))

```



```

33 problem.addPostProcessingStep(@(x) x+1, {x_vec(3)},
    falcon.Value('Vp1'));
34 problem.addPostProcessingStep(@postProcessFcn, {x_vec(4),x_vec(3)},
    [falcon.Value('yDOT'),falcon.Value('V_square')]);
35
36 % Prepare problem for solving
37 problem.Bake();

```

Here, `postProcessFcn` is a simple function calculating two output/debug variables:

```

1 function [y_dot,V_square] = postProcessFcn(chi,V)
2 % ----- %
3 % implement the post-processing step here %
4 % ----- %
5
6 % implement post-processing value
7 y_dot = V.*sin(chi);
8 V_square = V.^2;
9
10 % EOF
11 end

```

It is important to note that each post-processing function must be capable of element-wise

This will automatically calculate the desired debugging outputs after the solution and thus, without computational overhead during the optimization. Still, the values are saved in a grid and can be accessed both through the `problem.PlotGUI` as well as the phase object.

It should be noted that the introduced commands add a post-processing evaluation to each phase of the problem automatically. If it is only desired to have post-processing in specific phases of the problem, the command `phase.addPostProcessingStep` can be used. It is called with the same input structure like for the problem but only for specific phases.

It should be noted that older FALCON.m versions allow to add post-processing steps after the problem solution. While this is generally still possible in the current version as well, the behavior is deprecated and will be removed in a future release. Thus, the version to add the steps before the problem solution should be used.

3.3.3 Implementation of Path Constraints

Next, the rate of turn of the car should be limited depending on the velocity of the car:

$$-\frac{1}{2 \cdot V} \leq \dot{\chi}_{cmd} \leq \frac{1}{2 \cdot V} \quad (29)$$

This constraint should be active along the whole path of the car and is therefore called *path constraint*. This constraint will be implemented using the two inequality con-

straints:

$$c_{lb} = -\frac{1}{2 \cdot V} - \dot{\chi}_{cmd} \leq 0 \quad (30)$$

$$c_{ub} = \dot{\chi}_{cmd} - \frac{1}{2 \cdot V} \leq 0 \quad (31)$$

Add the following code in the script somewhere before `problem.Solve`.

```
1 % Path Constraint
2 pathconstraints = [...
3 falcon.Constraint('turnlb', -inf, 0);...
4 falcon.Constraint('turnub', -inf, 0)];
5 phase.addNewPathConstraint(@source_path, pathconstraints, tau);
```

In this code, first two `falcon.Constraint` objects are created specifying the names and the lower and upper bounds of the newly added constraints. Afterwards, the path constraint function is added to the phase of the problem. The input arguments to `addNewPathConstraint` are:

1. `@source_path`: A MATLAB function_handle to the (not yet existing) path function.
2. `pathconstraints`: The objects defining the outputs of the path function including their limits.
3. `tau`: The normalized grid to evaluate the path constraint function on. In this case the same grid as for the states and controls is selected.

Run the script again and let `FALCON.m` create the function interface for you. After `FALCON.m` created the interface file and you implemented equations (30) and (31), the resulting path constraint function should look the following:

```
1 function [constraints] = source_path(states, controls)
2 % constraint interface created by falcon.m
3
4 % Extract states
5 x      = states(1);
6 y      = states(2);
7 V      = states(3);
8 chi    = states(4);
9
10 % Extract controls
11 Vdot   = controls(1);
12 chidot = controls(2);
13
14 % ----- %
15 % implement the constraint here %
16 % ----- %
17
18 % implement constraint values here
19 turnlb = -0.5/V - chidot;
20 turnub = chidot - 0.5/V;
21 constraints = [turnlb; turnub];
22
23 end
```

Now, the problem can be solved again, resulting in histories as displayed in Figure 4. Feel free to play with the example and to learn more about FALCON.m. The next example should give a more detailed overview of the features of FALCON.m and how to use them.

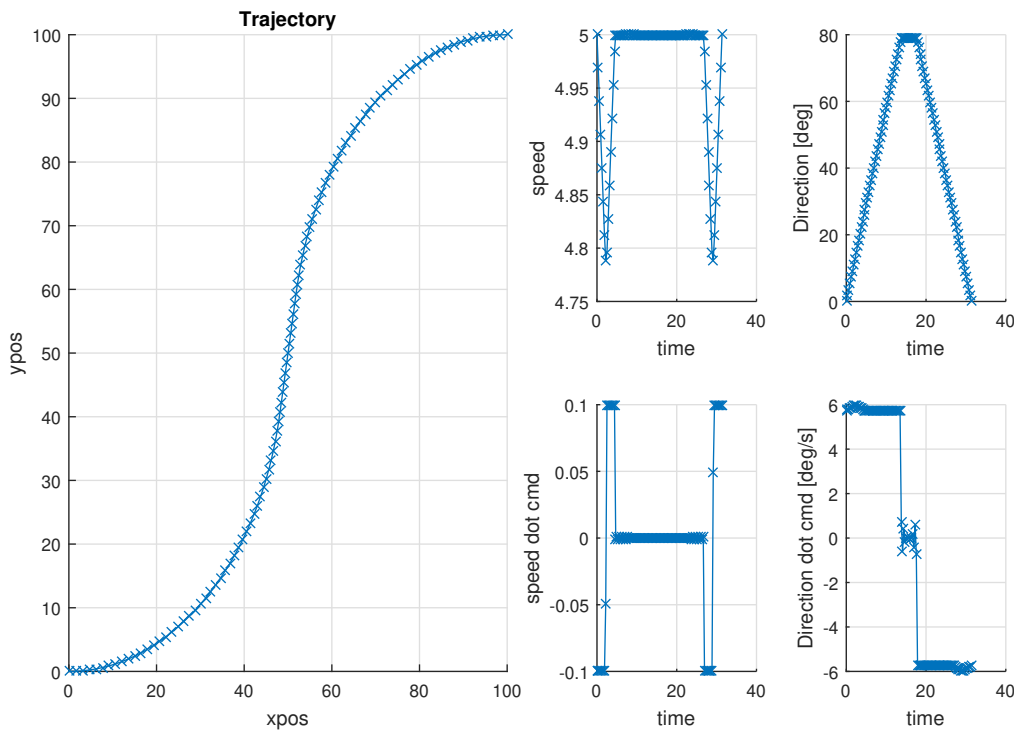


Figure 4: Results for the time minimal car trajectory fulfilling the path turn rate limits

3.3.4 Using the Path Constraint Builder

We will now examine the case where we do not use the automatic function creation method provided by FALCON.m, but build the path constraint “by hand”.

In order to do this add the code

```
1 pconMdl = falcon.PathConstraintBuilder('CarPCon', [], x_vec(3),
   u_vec(2), [], @source_path_reduced);
2 pconMdl.Build();
```

to the script.

You should observe that we only input the required values for the path constraint to be evaluated, i.e., the velocity state and the course derivative control. This is done by adding the required data types at the appropriate positions in the path constraint builder environment that has the general interface:

```
1 pathCon = falcon.PathConstraintBuilder('Name', Outputs, States,
2 Controls, Parameters, Handle)
```

Adding only the required inputs can significantly speed up the build and evaluation procedure as the number of necessary symbolic differentiations and not required evaluations is significantly reduced.

Now, you can copy the original path constraint function and change it to the following form such that it suits the path constraint builder interface:

```

1 function [constraints] = source_path_reduced(V, chidot)
2
3 % ----- %
4 % implement the constraint here %
5 % ----- %
6
7 % implement constraint values here
8 turnlb = -0.5/V - chidot;
9 turnub = chidot - 0.5/V;
10 constraints = [turnlb; turnub];
11
12 end

```

Finally, you must exchange the call to the added path constraint in the script

```

1 phase.addNewPathConstraint(@CarPCon, pathconstraints, tau);

```

Again, we add the path constraint to the standard discretized time grid.

Run the optimization: The results should be the same, but you should see some differences in how the Bake is conducted and in the convergence time.

It should be noted that parameters, in cases where you have these entering the model of the path constraint, must be added to the path constraint object manually. For this purpose, the following command structure can be used:

```

1 pathConObj = phase.addNewPathConstraint(@CarPCon, pathconstraints, tau);
2 pathConObj.setParameters(Parameters);

```

This gives the possibility to only add the required parameters to the path constraint. Take into account that an error is issued if you have parameters in the model but not in the constraint object and vice versa. Note that this behavior is the same as when adding a model with parameters to a phase, where you also have to manually specify the parameters (and outputs) in the Phase object.

3.3.5 Simple Multi-phase Problem

In order to use the car model within a multi-phase environment, we first of all must define additional time parameters:

```

1 %% Define parameter
2 tfint = falcon.Parameter('IntermediateTime', 20, 0, 40, 0.1); %
   Intermediate time = final time of phase 1
3 tf = falcon.Parameter('FinalTime', 40, 0, 80, 0.1); % Final time =
   final time of phase 2

```

Furthermore, it is necessary to update the state boundaries such that the second phase is feasible:

```

1 %% Define States
2 x_vec = [...

```

```

3     falcon.State('x',      0,      200, 0.01);...
4     falcon.State('y',      0,      200, 0.01);...
5     falcon.State('V',      0,       5,   1);...
6     falcon.State('chi', -2*pi,  2*pi,  1)];

```

The next thing is to adapt the already defined first phase, which now ends at the intermediate time:

```

1 % Change the first phase
2 phase = problem.addNewPhase(@source_car, x_vec, tau, 0, tfint);

```

Afterwards, we must define a second phase as follows:

```

1 % Add a second phase Phase
2 phase2 = problem.addNewPhase(@source_car, x_vec, tau, tfint, tf);
3 phase2.addNewControlGrid(u_vec, tau);
4 phase2.Model.setModelOutputs([falcon.Output('dummyout');
    falcon.Output('dummy1')]);
5
6 % Set final Boundary Condition
7 phase2.setFinalBoundaries([200;0;5;0]);
8
9 % Path Constraint
10 pathconstraints = [...
11     falcon.Constraint('turnlb', -inf, 0);...
12     falcon.Constraint('turnub', -inf, 0)];
13 phase2.addNewPathConstraint(@source_path, pathconstraints, tau);

```

Note that the second phase now starts at the intermediate time and ends with the final time. Additionally, the second phase only has a final boundary condition defined. Therefore, the command

```

1 % Connect the phases
2 problem.ConnectAllPhases();

```

must be used such that the first and the second phase are connected and we get a smooth trajectory. You are now able to solve a multi-phase problem.

3.3.6 Multi-phase Problem using Pointconstraint Builder

In Section 3.3.5, we use the `problem.ConnectAllPhases()` command to automatically connect the phases and define an appropriate point constraint. In this example, we will work with the pointconstraint builder directly to show that the procedure is the same and the builder can connect two arbitrary phases at two arbitrary time points.

Therefore, remove the `problem.ConnectAllPhases()` command and instead implement the point constraint as follows:

```

1 % Connect the phases by the point constraint builder
2 pconObj = falcon.PointConstraintBuilder('ConnectPhases');
3
4 % Add the phase inputs (i.e., the states) that are required for one time
5 % step in each phase
6 pconObj.addPhaseInput(0, x_vec, 0, 1); % This is the first phase
7 pconObj.addPhaseInput(0, x_vec, 0, 1); % This is the second phase
    (that could also have another input structure)
8

```

```

9 % Now use an anonymous function handle to build the constraint
10 % Remember that the phase inputs are automatically split up into grids
11 % (_g*)
12 pconObj.addSubsystem(@ (x,y) x - y,...
13     {'states_g1', 'states_g2'},...
14     {'phaseDefect'});
15
16 % Split the vector in single constraints
17 pconObj.SplitVariable('phaseDefect', {'x_PhaseDefect';
18     'y_PhaseDefect'; 'V_PhaseDefect'; 'chi_PhaseDefect'});
19
20 % Constraint value names
21 pconObj.setConstraintValueNames({'x_PhaseDefect';
22     'y_PhaseDefect'; 'V_PhaseDefect'; 'chi_PhaseDefect'});
23
24 % Build the constraint
25 pconObj.Build;

```

After building the point constraint, we have to include the created point constraint model in the optimal control problem. Therefore, the following lines of code must be added:

```

1 % Define the constraint data types (all must be zero)
2 connectConstraints = [falcon.Constraint('x_PhaseDefect', 0, 0, 1, 0, true);
3     falcon.Constraint('y_PhaseDefect', 0, 0, 1, 0, true);
4     falcon.Constraint('V_PhaseDefect', 0, 0, 1, 0, true);
5     falcon.Constraint('chi_PhaseDefect', 0, 0, 1, 0, true)];
6
7 % Add the point constraint to the problem
8 % Within the first phase the last normalized time step (tau = 1) must be
9 % added, while we have the first normalized time step (tau = 0) in the
10 % second phase
11 problem.addNewPointConstraint (@ConnectPhases, connectConstraints, ...
12     problem.Phases(1), 1, problem.Phases(2), 0);

```

Overall, the problem can now be solved again, the results are hopefully the same as before and you should actually also see a very similar convergence behavior.

Again, in case you want to connect phases in the beginning and end, it is much easier to just use the `problem.ConnectAllPhases()` command instead of the point constraint builder. But in cases, where you want to connect different intermediate time points (e.g., for symmetry or periodicity), the point constraint builder provides you with a viable option.

Take into account that parameters, in cases where you have these entering the model of the point constraint, must be added to the point constraint object manually once more. This is done as with the path constraint case.

3.4 Full Example: Optimal Aircraft Trajectories

In the following sections, an aircraft related optimal control problem will be presented. Starting with a pretty simple model and no additional constraints, the problem will step by step be extended to show a large part of the feature set of FALCON.m.

3.4.1 2-D Kinematic Aircraft Approach

First, a simple aircraft model approaching an airport will be considered, minimizing the thrust applied during the flight. The dynamic model contains four states and is controlled by two controls as listed in Table 2.

Table 2: States and controls of a first, simple, kinematic aircraft model

| State | Description | Lower limit | Upper limit |
|----------|-----------------------------------|-------------------------------|--------------------------------|
| x | Lateral position of the aircraft | $-\text{inf}$ | inf |
| z | Vertical position of the aircraft | -12000 m | -304 m |
| V | Absolute velocity of the aircraft | $60\frac{\text{m}}{\text{s}}$ | $300\frac{\text{m}}{\text{s}}$ |
| γ | Climb angle | -0.15 rad | 0.15 rad |

| Control | Description | Lower limit | Upper limit |
|---------|-------------------|-------------|-------------|
| C_T | Normalized Thrust | 0 | 1 |
| C_L | Lift coefficient | -0.5 | 1.5 |

The model equations used are

$$\dot{x} = V \cdot \cos \gamma \quad (32)$$

$$\dot{z} = -V \cdot \sin \gamma \quad (33)$$

$$\dot{V} = \frac{1}{m} \cdot \left(T - \left(\frac{\rho}{2} \cdot V^2 \cdot S \cdot (C_{D0} + k \cdot C_L^2) \right) \right) - g \sin \gamma \quad (34)$$

$$\dot{\gamma} = \frac{1}{m \cdot V} \cdot \left(\frac{\rho}{2} \cdot V^2 \cdot S \cdot C_L \right) - \frac{g}{V} \cos \gamma \quad (35)$$

assuming the aircraft mass $m = 55000\text{ kg}$, the gravitational acceleration $g = 9.81\frac{\text{m}}{\text{s}^2}$, the air density $\rho = 1.225\frac{\text{kg}}{\text{m}^3}$, and the wing reference area $S = 123\text{ m}^2$. The aerodynamic drag is quantified by $C_{D0} = 0.03$ and $k = 0.04$. Similarly to the car example in section 3.3, first the states, controls and the final time parameter are defined:

```

1 % Create the states and controls
2 states = [falcon.State('x', -inf, inf, 1e-3);
3           falcon.State('z', -12e3, -304, 1e-3);
4           falcon.State('V', 60, 200, 1e-2);
5           falcon.State('gamma', -0.15, 0.15, 1)];
6
7 controls = [falcon.Control('C_T', 0, 1, 10);
8            falcon.Control('C_L', -0.5, 1.5, 1)];
9
10 % Create the final time parameter
11 tf = falcon.Parameter('Final_Time', 1000, 20, 4e3, 1e-3);

```

Afterwards, the problem is created, the normalized time discretization is set up and the required phase, including its control grid is added to the problem:

```

12 %% Create the problem
13 problem = falcon.Problem('AC_Approach');

```

```

14
15 % Specify Discretization
16 tau = linspace(0, 1, 1001);
17
18 % Add a new Phase
19 phase = problem.addNewPhase(@source_aircraft, states, tau, 0, tf);
20 phase.addNewControlGrid(controls, tau);

```

In this example, the initial boundary conditions are fixed to the following values, while the final condition may vary between the given boundaries:

```

21 % Set Boundary Condition
22 phase.setInitialBoundaries([-250e3; -10e3; 200; 0]);
23 phase.setFinalBoundaries([0; -304; 80; -0.05], [0; -304; 100; 0.05]);

```

As defined by the boundary conditions, the problem describes a descent to a specific point, e.g. the touchdown point on the runway. A relevant objective function is the fuel consumption of the aircraft during this phase, which can be approximated by the thrust applied over the entire time. To this end, we introduce a control cost, i.e. the sum of squares of the selected control at every time point is penalized:

```

24 % Add Cost Function
25 cost = phase.addNewQuadraticPathCost(controls(1));

```

After solving the problem with

```

26 % Solve Problem
27 problem.Solve();

```

the results can be displayed and analyzed using the plot GUI of FALCON.m by simply calling

```

28 %% Plot
29 problem.PlotGUI;

```

Note, that again when running the above listed code the first time, the problem may not be solved, as the model dynamics added in line 19 do not yet exist. Let FALCON.m create the required function interface for you by selecting *y* when asked. Put the following model dynamics into the function file:

```

1 % Constants
2 m = 55e3; % kg
3 rho = 1.225; % kg/m^3
4 S = 123; % m^2
5 T_max = 2e5; % N
6
7 % Calculate thrust
8 T = T_max * C_T;
9
10 % Calculate drag
11 C_D = 0.03 + 0.04 * C_L^2;
12 D = rho/2 * V^2 * S * C_D;
13
14 % implement state derivatives here
15 x_dot = V * cos(gamma);
16 z_dot = -V * sin(gamma);
17 V_dot = 1/m * (T-D) - g*sin(gamma);

```



```

18 gamma_dot = 1/m * rho/2 * V * S * C_L - g/V*cos(gamma);
19
20 % Combine state_dot values
21 states_dot = [x_dot; z_dot; V_dot; gamma_dot];

```

Now, you should be able to solve the problem by running the script again. The plot GUI may now be used to create plots similar to those in Figure 5.

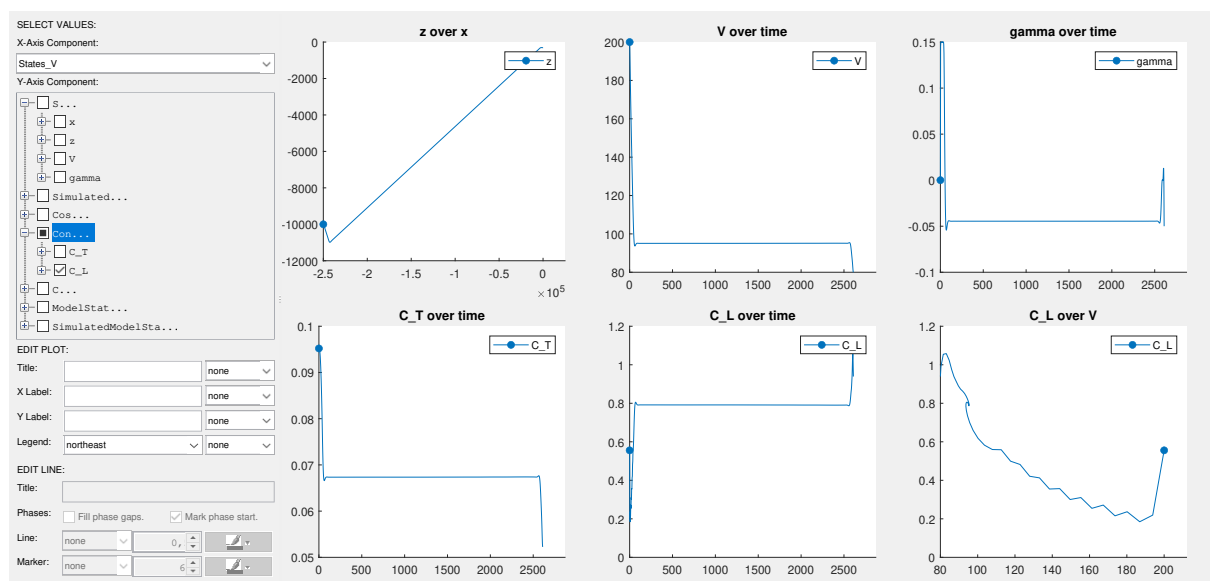


Figure 5: Results of the first simple aircraft trajectory optimization problem.

3.4.2 3-D Point Mass Aircraft Approach

Now we extend the two dimensional model from the previous example to a three dimensional aircraft model. The goal of the following example is to show the more advanced capabilities in FALCON.m regarding modeling and solving optimal control problems. Please note that we chose a dynamic model with a relatively low order of complexity to keep the focus on the implementation in FALCON.m rather than blurring the important aspects by complex physical relationships. The three dimensional model now has a total number of six states by adding the equations for the lateral position y and the lateral dynamics of the course angle χ :

$$\dot{x} = V \cdot \cos \chi \cdot \cos \gamma \quad (36)$$

$$\dot{y} = V \cdot \sin \chi \cdot \cos \gamma \quad (37)$$

$$\dot{z} = -V \cdot \sin \gamma \quad (38)$$

$$\dot{V} = \frac{1}{m} \cdot (T - D - W \sin \gamma) \quad (39)$$

$$\dot{\chi} = \frac{1}{m \cdot V \cdot \cos \gamma} \cdot L \cdot \sin \mu \quad (40)$$

$$\dot{\gamma} = \frac{1}{m \cdot V} \cdot (L - W \cos \gamma) \quad (41)$$

with the lift force L the drag D and the weight W , defined as:

$$L = \frac{\rho}{2} \cdot V^2 \cdot S \cdot C_L \quad (42)$$

$$D = \frac{\rho}{2} \cdot V^2 \cdot S \cdot C_D(C_L) \quad (43)$$

$$W = m \cdot g \quad (44)$$

Additionally to the control variables we used in the previous example, namely the normalized thrust C_T and the lift coefficient C_L , we add the bank angle μ to control the plane in which the lift force acts on the aircraft.

Please note that the way the drag coefficient is calculated also differs from the 2D case. For this example we want to assume that C_D is given as tabular data as some function of the lift coefficient C_L to show how to implement functions that are not analytically differentiable.

Moreover we now want the model to return the value for the lift L . This output will be used later to introduce a pathconstraint for the scalar load factor in the z -direction n_z .

The modeling philosophy in FALCON.m follows a subsystem based approach. This means that the basic components of our dynamic model are encapsulated in MATLAB functions with user defined inputs and outputs. These inputs and outputs may be scalar or vectorized values that, for the ease of implementation, may be combined or split to obtain new variables. The different types of variables that can be defined for modeling the state space dynamics $[y, \dot{x}] = f(x, u, p)$ in the modeling part of FALCON.m are:

- States x
- Controls y
- Parameters p

and to define the return arguments of the model:

- Outputs y
- State-Derivatives \dot{x}

Additionally one can introduce constant values c that are fix and may not change during the optimization. Please be aware that the difference between the parameters p and the constant values c is that the parameters p are optimizable (if not fixed in a later modeling step) and the constant values are specified only when the model is built and can not be changed after compiling the model.

To implement the model lets first define the states, the controls and parameters as arrays of `falcon.State`, `falcon.Control` and `falcon.Parameter` objects:

```

1 % Create the states and controls
2 states = [falcon.State('x', -inf, inf, 1e-3);
3 falcon.State('y', -inf, inf, 1e-3);
4 falcon.State('z', -12e3, 0, 1e-3);
5 falcon.State('V', 60, 300, 1e-2);
6 falcon.State('chi', -inf, inf, 1)
7 falcon.State('gamma', -0.15, 0.15, 1)];
8
9 controls = [falcon.Control('C_T', 0, 1, 10);
10 falcon.Control('C_L', 0, 1, 1);
11 falcon.Control('mue', -pi/4, pi/4, 1)];
12
13 parameters = [falcon.Parameter('m', 55e3);
```

To set the lift force L as model output y we have to define a `falcon.Constraint`-object and hand it over to our subsystem derivative instance by using the method `FALCON-model.addOutputs`:

```

1 outputs = falcon.Constraint('L', 0, 0, 80e3);
2 falcon_model.addOutputs(outputs);
```

4 Theoretical Fundamentals

Matlab class library Numerical collocation Uses third party numerical optimization algorithms Uses mex and C files for maximum performance

4.1 Optimal Control Problem

When using `FALCON.m`, optimal control problems of the form presented in section 3.1 are to be solved.

4.2 Collocation

[1] Optimization parameter vector \mathbf{z} is built up from

$$\mathbf{z} = (\mathbf{x}_0 \quad \mathbf{x}_1 \quad \dots \quad \mathbf{x}_K \quad \mathbf{u}_0 \quad \dots \quad \mathbf{u}_N \quad \mathbf{p})^T \quad (45)$$

Integration defect

$$\mathbf{c}_k(\mathbf{z}) = \mathbf{x}_k(\mathbf{z}) - \mathbf{x}_{k+1}(\mathbf{z}) + h_k \cdot \Phi(\mathbf{x}_k(\mathbf{z}), \mathbf{x}_{k+1}(\mathbf{z}), \mathbf{u}_k(\mathbf{z}), \mathbf{u}_{k+1}(\mathbf{z}), \mathbf{p}(\mathbf{z})) \stackrel{!}{=} 0 \quad (46)$$

for general integration scheme $\Phi(\mathbf{x}_k(\mathbf{z}), \mathbf{x}_{k+1}(\mathbf{z}), \mathbf{u}_k(\mathbf{z}), \mathbf{u}_{k+1}(\mathbf{z}), \mathbf{p}(\mathbf{z}))$.

Examples:

Euler backward collocation

$$\mathbf{x}_k(\mathbf{z}) - \mathbf{x}_{k+1}(\mathbf{z}) + h_k \cdot \mathbf{f}(\mathbf{x}_{k+1}(\mathbf{z}), \mathbf{u}_{k+1}(\mathbf{z}), \mathbf{p}(\mathbf{z})) \stackrel{!}{=} 0. \quad (47)$$

Trapezoidal collocation

$$\mathbf{x}_k(\mathbf{z}) - \mathbf{x}_{k+1}(\mathbf{z}) + \frac{h_k}{2} \cdot (\mathbf{f}(\mathbf{x}_k(\mathbf{z}), \mathbf{u}_k(\mathbf{z}), \mathbf{p}(\mathbf{z})) + \mathbf{f}(\mathbf{x}_{k+1}(\mathbf{z}), \mathbf{u}_{k+1}(\mathbf{z}), \mathbf{p}(\mathbf{z}))) \stackrel{!}{=} 0. \quad (48)$$

Resulting Constraint vector

$$\mathbf{C}(\mathbf{z}) = \begin{pmatrix} \mathbf{x}_0(\mathbf{z}) \\ \mathbf{x}_f(\mathbf{z}) \\ \mathbf{x}_k(\mathbf{z}) - \mathbf{x}_{k+1}(\mathbf{z}) + h_k \cdot \Phi(\mathbf{x}_k(\mathbf{z}), \mathbf{x}_{k+1}(\mathbf{z}), \mathbf{u}_k(\mathbf{z}), \mathbf{u}_{k+1}(\mathbf{z}), \mathbf{p}(\mathbf{z})) \\ \mathbf{C}(\mathbf{x}(\mathbf{z}), \mathbf{u}(\mathbf{z}), \mathbf{p}(\mathbf{z}), t(\mathbf{z})) \end{pmatrix} \quad (49)$$

4.2.1 Time Transformation

linear time transformation Normalized time $\tau \in [0, 1]$ t_0 and t_f : initial and final time linear transformation

$$t = t_0 + (t_f - t_0) \cdot \tau. \quad (50)$$

transformed time derivative

$$\frac{dt}{d\tau} = (t_f - t_0) \quad (51)$$

transformed state dynamics

$$\frac{d\mathbf{x}(t(\tau))}{d\tau} = \frac{d\mathbf{x}(t)}{dt} \cdot \frac{dt}{d\tau} = \mathbf{f}(\mathbf{x}(t(\tau)), \mathbf{u}(t(\tau)), \mathbf{p}, t(\tau)) \cdot (t_f - t_0). \quad (52)$$

See e.g. [3, 2]

4.3 Numerical Optimization

FALCON.m does not provide own numerical optimization algorithms but features a general purpose interface with adapters to *IPOPT*, and *FMINCON*.

5 Problem Structure Used in FALCON.m

FALCON.m represents each optimal control problem by a set of MATLAB classes. This algorithmic model of the problem allows for great flexibility while maintaining high computational performance.

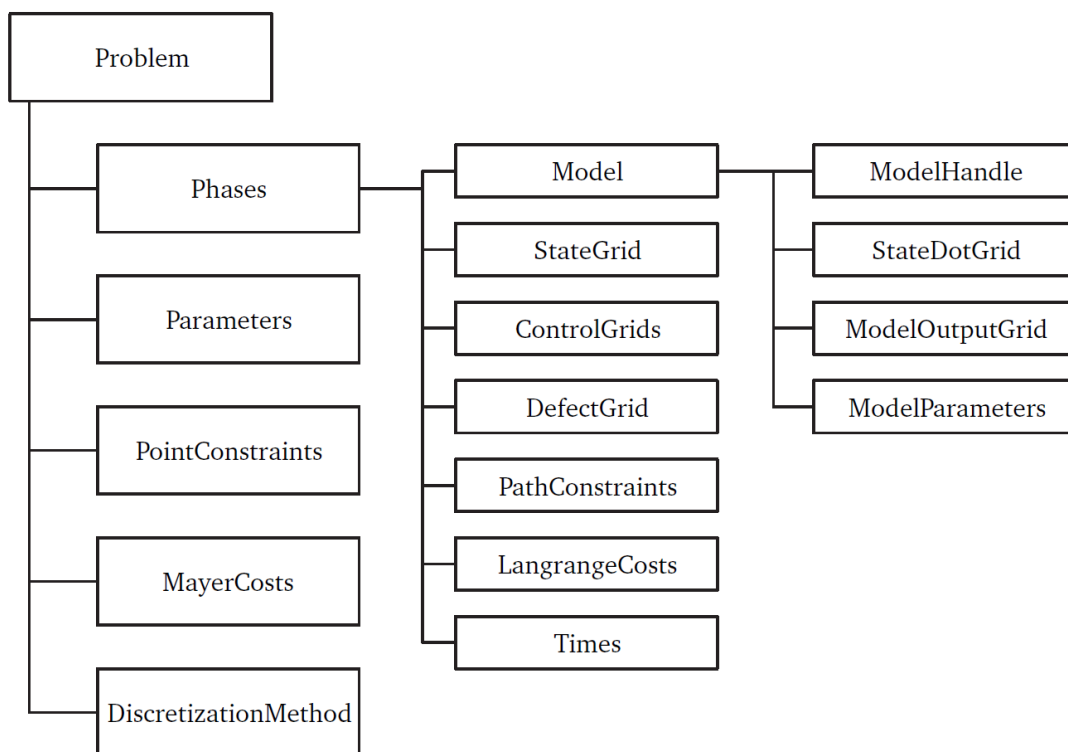


Figure 6: Structure of a problem represented in FALCON.m.

5.1 Optimization Problem Structure

The problem structure use by FALCON.m is introduced in Figure 6. The next subsections are going to introduce the definition of these structure elements

5.2 Command Line Interface

FALCON.m also provides a command line interface (CLI) that can be used to directly define FALCON.m problems using the MATLAB command line. The important command are illustrated in Figure 7.

The red boxed command is the main command for creating a new project: Here all user defined variables and the general workflow of the FALCON.m problem statement are defined in separate files. Thus, the user must only concentrate on setting correct boundaries and implementing the model rather than on having to deal with basic formatting and workflow. This behavior is also illustrated in Figure 8.

5.3 falcon.Problem

Parent Classes: `falcon.core.HasToStruct`, `falcon.core.Handle`, `falcon.core.HasName`

- > `falcon check`: performs initial checks on `falcon` setup
- > `falcon help`: displays the help for the specified command
- > `falcon license`: displays the license agreement
- > `falcon list`: lists available console interface commands
- > `falcon make:constraint`: create a constraint function template
- > `falcon make:cost`: create a cost function template
- > `falcon make:model`: create a model function template
- > `falcon make:system`: create a subsystem function template
- > `falcon make:test`: create a unit test interface
- > `falcon new`: create a template for a new project
- > `falcon prefer`: set some global preferences for `FALCON.m` (e.g., standard solver)
- > `falcon version`: displays the version and release date
- Help can be called using the `'-h'` or `'--help'` argument as an input

Figure 7: Important commands of FALCON.m command line interface.

```
>> falcon new myproject -x vel_abs_K chi_K gamma_K -u F_P
Created file myproject\main.m
Created file myproject\steps\allvariables.m
Created file myproject\steps\buildmodel.m
Created file myproject\steps\createproblem.m
Created file myproject\steps\solveproblem.m
Created file myproject\steps\viewsolution.m
Created file myproject\models\mainmodel.m
Created file myproject\vars\states.m
Created file myproject\vars\outputs.m
Created file myproject\vars\controls.m
Created file myproject\vars\parameters.m
Created file myproject\models\lagrangecost.m
```

Figure 8: Example command to create a complete FALCON.m project using the command line interface.

Properties

- + **Phases** (read-only)
Array keeping all `falcon.core.Phases` of this problem.
- + **Parameters** (read-only)
Array keeping all `falcon.Parameters` of this problem.
- + **PointConstraintFunctions** (read-only)
Array keeping all `falcon.core.PointFunction` objects of this problem.
- + **MayerCostFunctions** (read-only)
Array keeping all `falcon.core.PointFunction` objects used as Mayer cost functions of this problem.

- + **isCrunchy** (read-only)
Determines if the optimization problem has already been baked. If true, the problem can no longer be altered. Use `falcon.Problem.UnBake` to make it editable again.
- + **DiscretizationMethod** (read-only)
The `falcon.discretization.DiscretizationMethod` method used to discretize this optimal control problem. Use `falcon.Problem.setDiscretizationMethod` to set this property. Available discretization methods can be found in `falcon.discretization.'name'`. (default = `falcon.discretization.Trapezoidal`)
- + **CostOffset** (read-only, Default = 0)
Offset for the sum of all cost functions
- + **CostScaling** (read-only, Default = 1)
The numeric scaling factor for the sum of all cost functions.
- + **UseHessian** (read-only)
Flag that determines if the analytic Hessian (2nd Derivative) of the problem is calculated (ipopt only). The Hessian mode is invoked in the `falcon.Problem` constructor.
- + **DisableAbort** (read-only)
Flag that determines use of `drawnow` to allow for optimization abort in `OptiFunc`.
- + **isSolved** (read-only)
Flag to determine whether the problem is already solved
- + **doSimInitGuess** (read-only)
Use simulation as initial guess for state
- + **MajorIterLimit** (read-only, Default = 500)
MajorIterLimit for shortcut `problem.Solve`
- + **MajorFeasTol** (read-only, Default = 1e-05)
MajorFeasTol for shortcut `problem.Solve`
- + **MajorOptTol** (read-only, Default = 1e-05)
MajorOptTol for shortcut `problem.Solve`
- + **gSparsity** (Dependent)
Get the sparsity pattern of the gradient matrix as a sparse matrix
- + **HSparsity** (Dependent)
Get the sparsity pattern of the Hessian matrix as a sparse matrix
- + **StateValues** (Dependent)
extract and concatenate all state values

- + **StateNames** (Dependent)
extract and concatenate all state names
- + **ControlValues** (Dependent)
extract and concatenate all control values
- + **ControlNames** (Dependent)
extract and concatenate all control names
- + **OutputValues** (Dependent)
extract and concatenate all output values
- + **OutputNames** (Dependent)
extract and concatenate all output names
- + **StateDotValues** (Dependent)
extract and concatenate all state_dot values
- + **StateDotNames** (Dependent)
extract and concatenate all output names
- + **CostateValues** (Dependent)
extract and concatenate all costates values
- + **PostProcessedValues** (Dependent)
extract and concatenate all post-processing values
- + **PostProcessedNames** (Dependent)
extract and concatenate all post-processing names
- + **RealTime** (Dependent)
extract real time of problem
- + **Name** (read-only)
Name of object.

Methods

Problem (Constructor)

Constructs a falcon.Problem object.

> **addNewControlCost**

> **addNewLinearPointCost**

Minimize (default) or maximize given variables.

> **addNewMayerCost**

Add a new Mayer cost function to the Problem.

- > **addNewOutputCost**
- > **addNewParameterCost**
- > **addNewPhase**
Add a new Phase to the Problem.
- > **addNewPointConstraint**
Add a new point constraint to the Problem.
- > **addNewQuadraticPointCost**
Minimize (default) or maximize a quadratic form.
- > **addNewStateCost**
- > **addPostProcessingStep**
Add a post processing step to be performed after the problem has been solved.
- > **addProblemExtension**
Adds an existing problem extension to the stack
- > **Bake**
Bake the problem. (Prepare it for being solved).
- > **byName**
Get a struct for name based access to the object array.
- > **byNameUnique**
Get a struct for name based access to the object array, allowing only unique names.
- > **CheckGradient**
Check the analytic gradient matrix of the problem against finite differences.
- > **CheckScaling**
Check the scaling of the cost function, constraints values, optimization variables as well as the gradient of the problem.
- > **clearPostProcessing**
`falcon.Problem/clearPostProcessing` is a function. `clearPostProcessing(obj)`
- > **ConnectAllPhases**
Connect all phases in the problem.
- > **ConnectPhases**
Connect two phases in the problem.
- > **CreateDebugInfo**
Create additional information helpful for debugging.

- > **FastBake**
Fast bake the problem, i.e., only change initial guesses and boundary conditions.
- > **getParametersByName**
Get problem parameters by name.
- > **getTimeSeries**
Extract the states, controls, outputs, statesdot and postprocessed values into Matlab TimeSeries object.
- > **OpenPlotGUI** (Static)
Opens the plot graphical user interface with the given problem.
- > **PlotGUI**
Opens the graphical user interface for plotting of the current problem.
- > **setCostOffset**
falcon.Problem/setCostOffset is a function. setCostOffset(self, offset)
- > **setCostScaling**
Set the numeric scaling of the overall cost function value
- > **setDiscretizationMethod**
Set the discretization method of this problem.
- > **setMajorFeasTol**
Set the major feasibility tolerance for the problem.Solve method.
- > **setMajorIterLimit**
Set the major iteration limit for the problem.Solve method.
- > **setMajorOptTol**
Set the major optimality tolerance for the problem.Solve method.
- > **setSimInitGuess**
Set the flag that determines whether to use a simulation for the initial guess of the states within each phase or not.
- > **setUseHessian**
falcon.Problem/setUseHessian is a function. obj = setUseHessian(obj, useHessian)
- > **showCostFunctionValues**
Extracts the values of the Mayer cost functions and prints them to the console.
- > **Simulate**
Integrate the optimized trajectory using standard matlab solvers. The result will be a cell array containing all the simulated states for the phases.
- > **SingleCallOptiFunc**
Calls the function used to perform the numerical optimization.

- > **Solve**
Solve the problem.
- > **ToStruct**
Create a struct from this problem.
- > **UnBake**
UnBake the problem. Make it editable again.

Constructor *falcon.Problem*

Creates a new FALCON.m problem ready to be used to solve an optimal control problem.
Keywords: Constructor Problem

- Syntax -

```
1 obj = Problem(name)
```

- Inputs -

name The name of the problem as a string.

- Name Value -

UseHessian Use the analytic Hessian to solve this problem (if available). (default: false)

Method addNewControlCost *falcon.Problem*

Keywords: none

Method addNewLinearPointCost *falcon.Problem*

Add a linear point cost function of the form $\sum[i] (w[i]' * (v[i] - v0[i]))$ with a vector of variables v (including States, Controls, Parameters and Outputs in arbitrary order), offset vector $v0$ and weight vector w ; the subscript i represents a sample index. Note: If the function is applied to multiple samples and v includes parameters, these are replicated to all samples. For example, given $v = [p]$ with a parameter p , constant weights $w[i] = w$ and offsets $v0[i] = v0 = [p0]$ and N samples, the result is $N * w * (p - p0)$.

Keywords: none

- Syntax -

```
1 problem.addNewLinearPointCost(variables)
2 problem.addNewLinearPointCost(variables, Phase)
3 problem.addNewLinearPointCost(variables, Phase, NormalizedTime)
4 problem.addNewLinearPointCost(..., 'Name', Value)
```

Method addNewMayerCost `falcon.Problem`

Creates a new PointFunction and adds it to the list of Mayer cost functions of the problem.

Keywords: Problem Cost Mayer

- Syntax -

```

1 obj.addNewMayerCost (FunctionHandle)
2 obj.addNewMayerCost (FunctionHandle, Cost)
3 obj.addNewMayerCost (FunctionHandle, Cost, Phase1, NormalizedTime1)
4 obj.addNewMayerCost (FunctionHandle, Cost, Phase1, NormalizedTime1,
   Phase2, NormalizedTime2)
5 obj.addNewMayerCost (FunctionHandle, Cost, ..., PhaseN, NormalizedTimeN)

```

- Inputs -

FunctionHandle The function handle to the function used to calculate this path constraint. For more information on the function handle see `falcon.PointFunction` or `falcon.PointConstraintBuilder`. If not specified via a point constraint builder file, the function handle must fulfill the following header convention (if in doubt, please let Falcon.m create the function interface for you): `Cost = FunctionHandle(outputs, states, controls, parameters)`; `Cost`: a scalar cost value `outputs`: column vector of outputs, if the model has some (otherwise this input is omitted) `states`: column vector of states `controls`: column vector of controls, if the model has some (otherwise this input is omitted) `parameters`: column vector of parameters, that were set by `setParameters` method (otherwise the input is omitted)

Cost The Cost object defining the name of the output.

Phase.. The phases where the data for this PointConstraint should be taken from.

NormalizedTime.. The normalized time points where the data should be taken. Each input phase requires its own normalized time vector.

Method addNewOutputCost `falcon.Problem`

Keywords: none

Method addNewParameterCost `falcon.Problem`

Keywords: none

Method addNewPhase `falcon.Problem`

Creates a new phase, adds it to the list of phases of this problem and returns a handle to it.

Keywords: Problem Phase

- Syntax -

```
1 obj.addNewPhase(ModelHandle, States, NormalizedTime, StartTime,
                  FinalTime)
```

- Inputs -

ModelHandle The function handle to the simulation model.

States The `falcon.State` objects used in this phase.

NormalizedTime The normalized time spacing of this phase.

StartTime The start time of this phase in realtime. Input must either be a positive scalar (time is fixed) or an `falcon.Parameter`

FinalTime The final time of this phase in realtime. Input must either be a positive scalar (time is fixed) or an `falcon.Parameter`

Method addNewPointConstraint `falcon.Problem`

Creates a new `PointFunction` object and adds it to the problem.

Keywords: Problem Point Constraint

- Syntax -

```
1 obj.addNewPointConstraint(FunctionHandle, Constraints, Phase1,
                           NormalizedTime1)
2 obj.addNewPointConstraint(FunctionHandle, Constraints, Phase1,
                           NormalizedTime1, Phase2, NormalizedTime2)
3 obj.addNewPointConstraint(FunctionHandle, Constraints, ..., PhaseN,
                           NormalizedTimeN)
```

- Inputs -

FunctionHandle The function handle to the function used to calculate this point constraint. For more information on the function handle see `falcon.PointFunction` or `falcon.PointConstraintBuilder`. If not specified via a point constraint builder file, the function handle must fulfill the following header convention (if in doubt, please let `Falcon.m` create the function interface for you): `constraints = FunctionHandle(outputs, states, controls, parameters)`; `constraints`: column vector of constraints `outputs`: column vector of outputs, if the model has some (otherwise this input is omitted) `states`: column vector of states `controls`: column vector of controls, if the model has some (otherwise this input is omitted) `parameters`: column vector of parameters, that were set by `setParameters` method (otherwise the input is omitted)

Constraints The `Constraint` objects defining the name, boundaries, scaling and offset of the output

Phase.. The phases where the data for this `PointConstraint` should be taken from.

NormalizedTime.. The normalized time points where the data should be taken. Each input phase requires its own normalized time vector.

Method addNewQuadraticPointCost *falcon.Problem*

Add a quadratic point cost function of the form $\sum [i] ((v[i] - v0[i])' * W[i] * (v[i] - v0[i]))$ with a vector of variables v (including States, Controls, Parameters and Outputs in arbitrary order), offset vector $v0$ and weight matrix W ; the subscript i represents a sample index. The function accepts inputs from a single phase only. However, multiple samples from this phase may be used. Note: If the function is applied to multiple samples and v includes parameters, these are replicated to all samples. For example, given $v = [p]$ with a parameter p , constant weights $W[i] = W$ and offsets $v0[i] = v0 = [p0]$ and N samples, the result is $N * (p - p0)' * W * (p - p0)$.

Keywords: none

- Syntax -

```

1 problem.addNewQuadraticPointCost(variables)
2 problem.addNewQuadraticPointCost(variables, Phase)
3 problem.addNewQuadraticPointCost(variables, Phase, NormalizedTime)
4 problem.addNewQuadraticPointCost(..., 'Name', Value)

```

Method addNewStateCost *falcon.Problem*

Keywords: none

Method addPostProcessingStep *falcon.Problem*

Add a post processing step to be performed after the problem has been solved. The post-processing is always applied to the full time interval and to all phases. Thus, it must support element-wise operations.

Keywords: Problem Post Process Add

- Syntax -

```

1 obj.addPostProcessingStep(func, inargscell, calcValues)
2
3 >func: Function handle (anonymous and standard) with multiple
4 inputs and a output(s) calculating the post-processing
5 value(s).
6 >inargscell: Cell array containing the function input
7 arguments (in correct order) that are required to calculate
8 the post-processing value. All falcon objects can be used as
9 inputs including already calculated post-processed values.
10 >calcValues: A falcon.Value object containing the name of the
11 post-processed value as saved in the PostProcessedGrid of
12 the phase.

```

Method addProblemExtension *falcon.Problem*

Keywords: Problem Extension

- Syntax -

```
1 obj.addProblemExtension(probExt)
```

- Inputs -

probExt Problem extension instance

Method Bake *falcon.Problem*

Bake the problem in order to prepare it for solving. The method needs to be called before the problem can be solved by any numeric solver. If you try to solve the problem with default settings using the method `Problem.Solve()` it will be baked automatically. Altering a problem after baking it is not possible. If you still want to change it, use `Problem.UnBake()`.

Keywords: Problem Bake

- Syntax -

```
1 obj.Bake()
```

Method byName *falcon.Problem*

The method returns all entries from the object array 'obj' as fields of a struct, with the object Name as field name. In case there are duplicate names, the output struct contains object arrays.

Keywords: OVC byName

- Syntax -

```
1 [ map ] = obj.byName()
```

Method byNameUnique *falcon.Problem*

The method returns all entries from the object array 'obj' as fields of a struct, with the object Name as field name. Throws an error in case there are any duplicate names.

Keywords: OVC byName Unique

- Syntax -

```
1 [ map ] = obj.byNameUnique()
```

Method CheckGradient *falcon.Problem*

Calculates the analytic derivative of the problem and compares it to finite differences.

Keywords: Problem Checks Gradient

- Syntax -

```
1 [g, gnum] = obj.CheckGradient('Name', Value)
```

- Name Value -

z The optimization parameter vector to be used for the analysis. (default: zInitial)

Delta_z The stepsize used for the finite differences. (default: sqrt(eps))

Tolerance The tolerance for comparison of the numeric and the analytic values. (default: 1e-4)

Range The range in z to be checked. (default: The whole z)

Visualize A boolean specifying if the result of the computation should be displayed. (default: true)

doRandomize Flag that allows a randomization of the optimization parameter vector considering bounds and magnitude (default: false).

noSamples Number of samples to randomly check the matrix with respect to finite differences (default: 1).

- Outputs -

G The sparse analytic gradient matrix of the overall problem. For multiple samples the last value is returned.

Gnum The sparse numeric gradient matrix of the overall problem. For multiple samples the last value is returned.

gradientIsCorrect Flag indicating that, if true, the matrix checks were successful for the respective samples.

Method CheckScaling [falcon.Problem](#)

This function checks the scaling of the z and the F vectors as well as the gradient matrix G. A wellformed optimization problem yields in the fact that all optimization parameters, constraints, cost function as well as the entries of G have the same magnitude (desired is $\text{abs}(\text{entry}) < 10$).

Keywords: Problem Checks Scaling

- Syntax -

```
1 [F, G, z] = CheckScaling( z, 'Name', Value, ... )
2 [F, G, z] = CheckScaling( 'Name', Value, ... )
```

z The optimization parameter vector to be used for the analysis. (default: zOpt if available, else zInitial)

- Name Value -

zRange Which optimization variables are checked. (default: 1:zLength)

fRange Which constraint values are checked. (default: 1:fLength)

Tolerance The tolerance for marking entry values as too large (default: 10).

SolverTol The solver tolerance for checking violated constraints (default: 1e-5).

MinTolerance The tolerance for marking entry values as too small (default: 1e-1).

doMinBound Flag for visualizing small entries to the matrix (default: false).

Method clearPostProcessing [falcon.Problem](#)

Keywords: none

Method ConnectAllPhases [falcon.Problem](#)

Creates constraints that link each phase in the problem to the next phase in the problem. The ordering is equal to the ordering in which the phases have been added to the problem.

Keywords: Problem Phase Connect All

- Syntax -

```
1 obj.ConnectAllPhases()
```

Method ConnectPhases [falcon.Problem](#)

Creates constraints that link two phases to each other. In the converged result, the states at the end of the left phase will be equal to those at the beginning of the right phase.

Keywords: Problem Phase Connect

- Syntax -

```
1 obj.ConnectPhases(prevPhase, nextPhase)
```

- Inputs -

leftPhase The left one of the two `falcon.core.Phase` objects to be connected. The last state of this phase will be forced to be equal to the first one of the right phase.

rightPhase The right one of the two `falcon.core.Phase` objects to be connected. The first state of this phase will be forced to be equal to the last one of the left phase.

Method CreateDebugInfo [falcon.Problem](#)

Creates information not required for optimization but mainly for debugging of the code. Information created includes `zNames` and `fNames`.

Keywords: Debugging Problem Information

- Syntax -

```
1 obj.CreateDebugInfo()
```

Method FastBake *falcon.Problem*

This method provides a fast bake method after an initial bake has already been conducted. Within this function no new indices are calculated but only the optimization parameter vector is adapted with regard to state and control guess as well as initial and final boundaries. No problem changes can be done in this function!

Keywords: gPC Problem Fast Bake

- Syntax -

```
1 obj.FastBake()
```

- Name Value -

initGuessCtrlsCell A cell containing the initial guess for the control of each phase. If a phase should not be changed leave the cell empty.

initGuessStateCell A cell containing the initial guess for the state of each phase.

InitialBoundariesCell A cell containing the initial boundary condition of each phase.

InitialBoundariesCell A cell containing the final boundary condition of each phase.

UpdateInitialGuess A logical to either overwrite (true) or keep (false) the initial guess

Method getParametersByName *falcon.Problem*

Returns the parameters corresponding to the given names. If a parameter is not found, an exception is thrown. If a name is ambiguous, the first match is returned.

Keywords: none

- Syntax -

```
1 [parameters, locations] = problem.getParametersByName(names)
```

- Inputs -

names cellstr

parameters falcon.Parameter array

locations index array referring to problem.Parameters

Method getTimeSeries *falcon.Problem*

Takes the states, controls, outputs, state derivatives and postprocessed time histories of all phases in the problem and creates Matlab TimeSeries objects from them.

Keywords: Debugging Problem Time Series

- Syntax -

```
1 [statesTS, controlTS, outputTS, statesdotTS, postprocessedTS] =
   obj.getTimeSeries()
```

- Outputs -

statesTS A TimeSeries object holding all states in the problem.

controlTS A TimeSeries object holding all controls in the problem.

outputTS A TimeSeries object holding all outputs in the problem.

statesdotTS A TimeSeries object holding all state derivatives in the problem.

postprocessedTS A TimeSeries object holding all postprocessed data in the problem.

Method OpenPlotGUI *falcon.Problem*

Creates a new instance of the plot GUI using the given problem. In the plot GUI, the user can select all available time histories in the problem and create plots from them.

Keywords: Problem GUI Open

- Syntax -

```
1 falcon.Problem.OpenPlotGUI(problem);
2 falcon.Problem.OpenPlotGUI(structure);
```

- Inputs -

problem The *falcon.Problem* or a struct created from a problem (Using the `ToStruct()` method) to be plotted.

Method PlotGUI *falcon.Problem*

Creates a new instance of the plot GUI using the current problem. In the plot GUI, the user can select all available time histories in the problem and create plots from them.

Keywords: Problem GUI

- Syntax -

```
1 obj.PlotGUI();
```

Method setCostOffset *falcon.Problem*

Keywords: none

Method setCostScaling *falcon.Problem*

Sets the numeric value as the numeric scaling value for the overall cost function.

Keywords: Problem Cost Scaling

- Syntax -

```
1 obj.setCostScaling(CostScaling)
```

- Inputs -

CostScaling A numeric value used for scaling the cost function.

Method setDiscretizationMethod *falcon.Problem*

Sets the given discretization method as the discretization method used to solve this optimal control problem.

Keywords: Problem Discretization Method, Solver Discretization Method,

- Syntax -

```
1 obj.setDiscretizationMethod(DiscretizationMethod)
```

- Inputs -

DiscretizationMethod A handle to a child class of `falcon.discretization.DiscretizationMethod` containing all the functions required to discretize an optimal control problem before solving it. The usable classes shipped with `falcon` can be found in `falcon.discretization`.

Method setMajorFeasTol *falcon.Problem*

Set the major feasibility tolerance for the method problem.Solve. Value will be assigned there to the automatically created solver object.

Keywords: Solver Tolerance Feasibility

- Syntax -

```
1 obj.setMajorFeasTol(MajorFeasTolVal)
```

- Name Value -

MajorFeasTolVal Numeric value of the tolerance.

Method setMajorIterLimit *falcon.Problem*

Set the major iteration limit for the method problem.Solve. Value will be assigned there to the automatically created solver object.

Keywords: Solver Limit Iteration

- Syntax -

```
1 obj.setMajorIterLimit(MajorIterLimitVal)
```

- Name Value -

MajorIterLimitVal Numeric value of the limit.

Method setMajorOptTol *falcon.Problem*

Set the major optimality tolerance for the method problem.Solve. Value will be assigned there to the automatically created solver object.

Keywords: Solver Tolerance Optimality

- Syntax -

```
1 obj.setMajorOptTol (MajorOptTolVal)
```

- Name Value -

MajorOptTolVal Numeric value of the tolerance.

Method setSimInitGuess *falcon.Problem*

Sets the boolean value of the simulation flag for the initial guess.

Keywords: Problem Simulation Flag

- Syntax -

```
1 obj.setSimInitGuess (SimInitGuessFlag)
```

- Inputs -

SimInitGuessFlag Boolean determining whether to use a simulation for the initial guess (true) or not (false). (default: false)

Method setUseHessian *falcon.Problem*

Keywords: none

Method showCostFunctionValues *falcon.Problem*

Show all Mayer cost functions in the console.

Keywords: Debugging Problem Cost Values

- Syntax -

```
1 obj.showCostFunctionValues ()
```

Method Simulate *falcon.Problem*

Simulate the system with controls and initial state of the optimization.

Keywords: Problem Simulation

- Syntax -

```

1 [states, outputs, simTime, statesDot] = obj.Simulate ()
2 [states, outputs, simTime, statesDot] = obj.Simulate (init_states)
3 [states, outputs, simTime, statesDot] =
   obj.Simulate (init_states, control_history)
4 [states, outputs, simTime, statesDot] =
   obj.Simulate (init_states, control_history, ode_solver)
5 [states, outputs, simTime, statesDot] =
   obj.Simulate (init_states, control_history, ode_solver, ode_options)
6 [states, outputs, simTime, statesDot] =
   obj.Simulate (init_states, control_history, ode_solver, ode_options, UseRealTime)
7 [states, outputs, simTime, statesDot] =
   obj.Simulate (init_states, control_history, ode_solver, ode_options, UseRealTime, SplitIntervals)
8 [states, outputs, simTime, statesDot] =
   obj.Simulate (init_states, control_history, ode_solver, ode_options, UseRealTime, SplitIntervals, UseODETimeStep)
9 [states, outputs, simTime, statesDot] =
   obj.Simulate (init_states, control_history, ode_solver, ode_options, UseRealTime, SplitIntervals, UseODETimeStep, UseBackwardInt)
10 [states, outputs, simTime, statesDot] =
   obj.Simulate (init_states, control_history, ode_solver, ode_options, UseRealTime, SplitIntervals, UseODETimeStep, UseBackwardInt, DoVisualization)
11 [states, outputs, simTime, statesDot] =
   obj.Simulate (init_states, control_history, ode_solver, ode_options, UseRealTime, SplitIntervals, UseODETimeStep, UseBackwardInt, DoVisualization, UseRealTime, SplitIntervals, UseODETimeStep, UseBackwardInt, DoVisualization)

```

- Name Value -

init_states The initial state vector for the split intervals. If backward integration is used the final values. Default are values from the current state grid.

control_history The control history to be used for the simulation. Default is the interpolated control grid.

ode_solver Solver type that should be used for the integration (default: ode45). Specified as a string.

ode_options Specify an ode options struct used for the ode solver. As default the standard ode settings are used.

UseRealTime Use the real, i.e. physical, time for the simulation instead of the non-dimensional time tau (default: true).

SplitIntervals Number of split intervals, i.e. intervals that split the integration domain. This generally makes the integration more stable.

UseODETimeStep Flag that specifies whether to use the internal ode time step for the measurements or the time steps from the optimization. Result might be helpful to determine the required number of collocation steps (default: false).

UseBackwardInt Flag that specifies whether to use the backward or forward integration in time (default: false).

DoVisualization Flag to visualize the results (default: false)

- Outputs -**states** Simulated states.**outputs** Simulated outputs.**simTime** The time grid the integration is carried out.**statesDot** The state derivatives.**Method SingleCallOptiFunc** *falcon.Problem*

The problem is solved by iteratively improving the solution. This method calls the function used in this iteration once an calculates the current constraint values and the current gradient. In case the problem was solved, this method uses the optimal solution, otherwise it uses the initial guess.

Keywords: Problem Opti Func, Discretization Opti Func

- Syntax -

```
1 [F, G] = obj.SingleCallOptiFunc()
```

z The optimization parameter vector. If not specified the initial guess or, if available, the optimal results us used.

- Outputs -

F The cost and constraint vector in the evaluated point. The first entry holds the cost function.

G The sparse Jacobian df/dz of the problem.

Method Solve *falcon.Problem*

Solve the problem numerically either using the default solver and the default settings or using the given numeric solver.

Keywords: Problem Solve, Solver Solve

- Syntax -

```
1 [z_opt, F_opt, status, lambda, mu, zl, zu] = obj.Solve()
2 [z_opt, F_opt, status, lambda, mu, zl, zu] = obj.Solve(Solver)
```

Method ToStruct *falcon.Problem*

Extracts all relevant information from this problem and stores it in the returned struct.

Keywords: Debugging Problem

- Syntax -

```

1 strc = obj.ToStruct()
2 strc = obj.ToStruct('Name', Value)

```

- Name Value -

DebugData Setting this option to true enables debug data in the ToStruct method.

Method UnBake `falcon.Problem`

Make a problem editable again, that was already baked. This is especially useful when solving similar problems again and again.

Keywords: Problem UnBake

- Syntax -

```

1 obj.UnBake()

```

5.4 falcon.core.Phase

Parent Classes: `falcon.core.Handle`, `falcon.core.HasToStruct`, `falcon.core.HasProblem`

Properties

- + **PhaseNumber** (read-only, Default = 0)
The number of this phase. Unique phase identifier.
- + **StateGrid** (read-only)
State grid of this phase (`falcon.core.Grid`)
- + **ControlGrids** (read-only)
Array of Control grids of this phase (`falcon.core.Grid`)
- + **DefectGrid** (read-only)
The grid holding the state defects in this phase
- + **CostateGrid** (read-only)
The grid holding the costates
- + **PathConstraintFunctions** (read-only)
Path Functions store `fPathfunction` which limit for instance a state over the whole phase
- + **LagrangeCostFunctions** (read-only)
Lagrange cost functions store `fPathfunction` which are added to the overall cost of this problem
- + **Model** (read-only)
Model calculate the dynamics either by using

- + **StartTime** (read-only)
The real start time of this phase (The normalized time always runs from 0 to 1, while the realtime runs from StartTime to FinalTime).
- + **FinalTime** (read-only)
The real final time of this phase (The normalized time always runs from 0 to 1, while the realtime runs from StartTime to FinalTime).
- + **InitialBoundaries** (read-only)
The initial boundary values for the states of this phase
- + **FinalBoundaries** (read-only)
The final boundary values for the states of this phase
- + **ParameterInitialBoundaries** (read-only)
Parameter boundaries
- + **ParameterFinalBoundaries** (read-only)
falcon.core.Phase/ParameterFinalBoundaries is a property.
- + **InterpolatedControlGrid** (read-only)
The interpolated values of the control grids w.r.t the state grid normalized time
- + **PostProcessedGrid** (read-only)
The grid holding the post processed values of this phase.
- + **SimulatedStateGrid** (read-only)
The grid holding the simulated states (post-processed) of this phase.
- + **ConnectedNextPhase** (read-only)
Next Phase to which the phase defect is constructed
- + **ConnectedStates** (read-only)
Connected states, for which phase defect is constructed
- + **zIndexStart** (read-only)
Start z index of phase
- + **fIndexStart** (read-only)
Start f index of phase
- + **PhaseExtensions**
falcon.core.Phase/PhaseExtensions is a property.
- + **ControlDataTypes** (Dependent)
(dependent) All combined DataTypes of the controls
- + **RealTime** (Dependent)
(dependent) Real time vector of the grid

- + **Duration** (Dependent)
falcon.core.Phase/Duration is a property.
- + **DurationSensitivity** (Dependent)
<sensitive>
- + **RealTimeSensitivity** (Dependent)
<sensitive>

Methods

- > **addNewControlGrid**
Adds a new control grid to the list of control grids of this phase.
- > **addNewLagrangeCost**
Adds a new Lagrange cost function to the list of cost functions of this phase.
- > **addNewLinearPathCost**
Minimize (default) or maximize the integral of a linear function.
- > **addNewParameterFinalBoundaries**
Sets parameter dependent initial boundary conditions for the states of this phase
- > **addNewParameterInitialBoundaries**
Sets parameter dependent initial boundary conditions for the states of this phase
- > **addNewPathConstraint**
Adds a new path function to the list of path functions of this phase.
- > **addNewQuadraticPathCost**
Minimize (default) or maximize the integral of a quadratic form.
- > **addPhaseExtension**
- > **addPostProcessingStep**
Add a post processing step to be performed after the problem has been solved.
- > **ConnectToNextPhase**
- > **resampleStates**
Resample the StateGrid and associated grids.
- > **setDurationLimit**
Sets the limits of the duration of this Phase.
- > **setFinalBoundaries**
Sets the final boundary conditions for the states of this phase.

- > **setFinalTime**
Sets the FinalTime of this grid.
- > **setInitialBoundaries**
Sets the initial boundary conditions for the states of this phase.
- > **setStartTime**
Sets the StartTime of this grid.
- > **SimulatePhase**
Integrate the optimized trajectory using standard matlab solvers. The result will be a forward simulation of phase.
- > **ToStruct**
Create a struct of the *falcon.core.Phase*-object.

Method **addNewControlGrid** *falcon.core.Phase*

Creates a new control grid of type *falcon.core.Grid* based on the given normalized time and the given controls, adds it to the list of control grids of this phase and returns it. If no normalized time is specified the state-grid discretization is used.

Keywords: Phase Grid Control

- Syntax -

```
1 controlGrid = obj.addNewControlGrid(controls)
2 controlGrid = obj.addNewControlGrid(controls, normalizedTime)
```

- Inputs -

controls A vector of *falcon.Control* objects defining the controls to be used on this control grid.

normalizedTime The points in normalized time where the control values are defined. If no normalized time is specified the state-grid discretization is used.

- Outputs -

controlGrid Control-grid object.

Method **addNewLagrangeCost** *falcon.core.Phase*

Creates a new Lagrange cost function based on the provided function handle, constraints and normalized time. The function is added to the list of path functions of this phase and is returned. If no normalized time is specified the state-grid discretization is used.

Keywords: Phase Lagrange Cost, Path Function Phase Cost

- Syntax -

```

1 lagrangeFunction = obj.addNewLagrangeCost (functionHandle, cost)
2 lagrangeFunction = obj.addNewLagrangeCost (functionHandle, cost,
      normalizedTime)

```

- Inputs -

functionHandle The function handle to the function used to calculate this Lagrange cost. For more information on the function handle see `falcon.PathFunction` or `falcon.PathConstraintBuilder`. If not specified via a path constraint builder file, the function handle must fulfill the following header convention (if in doubt, please let Falcon.m create the function interface for you): `cost = functionHandle(outputs, states, controls, parameters)`; **cost**: a scalar cost value **outputs**: column vector of outputs, if the model has some (otherwise this input is omitted) **states**: column vector of states **controls**: column vector of controls, if the model has some (otherwise this input is omitted) **parameters**: column vector of parameters, that were set by `setParameters` method (otherwise the input is omitted)

cost A vector of `falcon.Cost` objects defining the output of this cost function. The size of the vector has to fit the outputs of the function.

normalizedTime The points in normalized time to evaluate the path function on. If no normalized time is specified the `StateGrid` discretization is used.

- Outputs -

lagrangeFunction Lagrange-function object.

Method `addNewLinearPathCost` `falcon.core.Phase`

Add a linear path cost function of the form $\text{integral}(w' * (v - v_0))$ with a vector of variables v (including States, Controls, Parameters and Outputs in arbitrary order), offset vector v_0 and weight vector w .

Keywords: Phase Cost Linear

- Syntax -

```

1 phase.addNewLinearPathCost (variables)
2 phase.addNewLinearPathCost (variables, NormalizedTime)
3 phase.addNewLinearPathCost (... , 'Name', Value)

```

- Inputs -

variables The vector of variables v .

NormalizedTime The integration grid. Defaults to the state discretization.

- Name Value -

Weight The weights corresponding to v , specified either as a column vector w of constant weights, or a matrix with varying weights, $W = [w[1] \dots w[N]]$. Defaults to one.

Offset The offsets corresponding to v , specified either as a column vector v_0 with constant offsets, or a matrix with varying offsets, $V_0 = [v_0[1] \dots v_0[N]]$. Defaults to zero.

Cost A `falcon.Cost` object. Default autogenerated.

- Outputs -

`cost` `falcon.Cost`

`pathFunction` `falcon.core.PathFunction`

Method `addNewParameterFinalBoundaries` `falcon.core.Phase`

Set final boundary conditions for the states such that they match the values of the parameters.

Keywords: none

- Syntax -

```
1 obj.addNewParameterInitialBoundaries(falcon.State, falcon.Parameter)
```

- Inputs -

States A vector of `falcon.State` objects containing the all states the parameterized boundary conditions should apply to

Method `addNewParameterInitialBoundaries` `falcon.core.Phase`

Set final boundary conditions for the states such that they match the values of the parameters.

Keywords: none

- Syntax -

```
1 obj.addNewParameterInitialBoundaries(falcon.State, falcon.Parameter)
```

- Inputs -

States A vector of `falcon.State` objects containing the all states the parameterized boundary conditions should apply to

Method `addNewPathConstraint` `falcon.core.Phase`

Creates a new path function based on the provided function handle, constraints and normalized time. The function is added to the list of path functions of this phase and is returned. If no normalized time is specified the state-grid discretization is used.

Keywords: Phase Path Constraint, Path Function Phase Constraint

- Syntax -

```

1 pathFunction = obj.addNewPathConstraint(functionHandle, constraints)
2 pathFunction = obj.addNewPathConstraint(functionHandle, constraints,
    normalizedTime)

```

- Inputs -

functionHandle The function handle to the function used to calculate this path constraint. For more information on the function handle see `falcon.PathFunction` or `falcon.PathConstraintBuilder`. If not specified via a path constraint builder file, the function handle must fulfill the following header convention (if in doubt, please let Falcon.m create the function interface for you): `constraints = functionHandle(outputs, states, controls, parameters)`; `constraints`: column vector of constraints `outputs`: column vector of outputs, if the model has some (otherwise this input is omitted) `states`: column vector of states `controls`: column vector of controls, if the model has some (otherwise this input is omitted) `parameters`: column vector of parameters, that were set by `setParameters` method (otherwise the input is omitted)

constraints A vector of `falcon.Constraint` objects defining the boundaries, the scaling etc. of the values calculated by this path function. The size of the vector has to fit the outputs of the function.

normalizedTime The points in normalized time to evaluate the path function on. If no normalized time is specified the StateGrid discretization is used.

- Outputs -

pathFunction Path-function object.

Method addNewQuadraticPathCost `falcon.core.Phase`

Add a quadratic path cost function of the form $0.5 * \int (v - v_0)' * W * (v - v_0)$ with a vector of variables `v` (including States, Controls, Parameters and Outputs in arbitrary order), offset vector `v0` and weight matrix `W`.

Keywords: Phase Cost Quadratic

- Syntax -

```

1 phase.addNewQuadraticPathCost(variables)
2 phase.addNewQuadraticPathCost(variables, NormalizedTime)
3 phase.addNewQuadraticPathCost(..., 'Name', Value)

```

- Inputs -

variables The vector of variables `v`.

NormalizedTime The integration grid. Defaults to the state discretization.

- Name Value -

WeightMatrix The weights corresponding to v , specified either as a matrix W with $W[i] = W$ for all i , or a 3D array with varying weights, $W = \text{cat}(3, W[1], \dots, W[N])$. Defaults to identity.

Offset The offsets corresponding to v , specified either as a column vector $v0$ with $v0[i] = v0$ for all i , or a matrix with varying offsets, $V0 = [v0[1] \dots v0[N]]$. Defaults to zero.

Cost A `falcon.Cost` object. Default autogenerated.

- Outputs -

cost `falcon.Cost`

pathFunction `falcon.core.PathFunction`

Method addPhaseExtension `falcon.core.Phase`

Keywords: Phase Extension

Method addPostProcessingStep `falcon.core.Phase`

Add a post processing step to be performed after the problem has been solved. The post-processing is always applied to the full time interval and may differ for different phases. Thus, it must support element-wise operations.

Keywords: Phase Post Process Add

- Syntax -

```

1 obj.addPostProcessingStep(func, inargscell, calcValues)
2
3 >func: Function handle (anonymous and standard) with multiple
4 inputs and a single output calculating the post-processing
5 value.
6 >inargscell: Cell array containing the function input
7 arguments (in correct order) that are required to calculate
8 the post-processing value. All falcon objects can be used as
9 inputs including already calculated post-processed values.
10 >calcValues: A falcon.Value object containing the name of the
11 post-processed value as saved in the PostProcessedGrid of
12 the phase.
```

Method ConnectToNextPhase `falcon.core.Phase`

Keywords: Phase Connect

Method resampleStates `falcon.core.Phase`

Updates the normalized time vector of all state-associated grids in the Phase. Grid values are interpolated.

Keywords: Phase StateGrid Resample

- Syntax -

```
1 phase.resampleStates(newNormalizedTime)
```

Method setDurationLimit `falcon.core.Phase`

Set the scalar, real valued limits of the duration of this phase. Please note that the lower bound of the phase duration must be smaller than the upper bound.

Keywords: Phase Duration Limit

- Syntax -

```
1 obj.setDurationLimit(DurationLowerBound, DurationUpperBound)
2 obj.setDurationLimit(DurationLowerBound, DurationUpperBound, 'Name',
   Value)
```

- Inputs -

DurationLowerBound Lower bound of the duration of this phase.

DurationUpperBound Upper bound of the duration of this phase.

- Name Value -

Offset The offset of the phase duration value. (default: 0)

Scaling The scaling of the phase duration value. (default: Scaling of the final time - parameter of this phase)

Method setFinalBoundaries `falcon.core.Phase`

Sets the final boundary conditions of the states to the provided values. There are several possibilities to set the boundary conditions for the states of this phase depending of the number and type of function arguments used for the call. Please note that this function may be called more than once. Each time this function is called the newly specified values are overwritten but conserving already set values!

Keywords: Phase Boundaries Final

- Syntax -

```
1 obj.setFinalBoundaries(EqualityBoundaries)
2 obj.setFinalBoundaries(LowerBounds, UpperBounds)
3 obj.setFinalBoundaries(falcon.State, EqualityBoundary)
4 obj.setFinalBoundaries(falcon.State, LowerBounds, UpperBounds)
```

Case I One function argument - numeric, real valued column vector with number of entries equal to the number of states in the phase. The lower and upper bounds are set to the same value specified in the column vector.

Case II Two function arguments - The first argument is an column vector of `falcon.State` objects. The second argument is a numeric, real valued column vector with the number of entries equal to the number of `falcon.State` objects in the first argument. The lower and upper bounds for the `falcon.State` objects are set to the same value specified in the column vector.

Case III Two function arguments - The first argument is a numeric, real valued column vector specifying the lower bounds of the final boundary condition. The second argument is a numeric, real valued column vector specifying the upper bounds, respectively. Please note that the number of entries in the column vector for the lower and upper bounds have to be equal to the number of states in this phase. The boundaries are set according to the entries in the two column vectors.

Case IV Three function arguments - The first argument is a column vector of `falcon.State` objects. The second argument is a numeric, real valued column vector with the number of entries equal to the number of `falcon.State` objects in the first argument and specifies the lower bounds for these states. The third argument is a numeric, real valued column vector with the number of entries equal to the number of `falcon.State` objects in the first argument and specifies the upper bounds for these states.

- Inputs -

EqualityBoundaries A vector of the same size as the state vector for this phase that contains the values for the final boundary condition. Lower and upper bounds are set to the same value specified in the array. If the vector contains `inf` or `-inf` values, these are ignored and replaced by the regular boundaries for the states.

LowerBounds A vector of the same size as the state vector for this phase that contains the lower boundaries for the final state values. If the vector contains `-inf` values, these are ignored and replaced by the regular boundaries for the states.

UpperBounds A vector of the same size as the state vector for this phase that contains the upper boundaries for the final state values. If the vector contains `inf` values, these are ignored and replaced by the regular boundaries for the states.

Method `setFinalTime` *falcon.core.Phase*

Uses the given `FinalTime` as the final time of this grid in real time.

Keywords: Phase Duration Final Time

- Syntax -

```
1 obj.setFinalTime(finalTime)
```

- Inputs -

finalTime Either an `falcon.Parameter` or a scalar numeric value used as the final time for this grid.

Method `setInitialBoundaries` *falcon.core.Phase*

Sets the initial boundary conditions of the states to the provided values. There are several possibilities to set the boundary conditions for the states of this phase depending of the number and type of function arguments used for the call. Please note that this

function may be called more than once. Each time this function is called the newly specified values are overwritten but conserving already set values!

Keywords: Phase Boundaries Initial

- Syntax -

```

1 obj.setInitialBoundaries(EqualityBoundaries)
2 obj.setInitialBoundaries(LowerBounds, UpperBounds)
3 obj.setInitialBoundaries(falcon.State, EqualityBoundary)
4 obj.setInitialBoundaries(falcon.State, LowerBounds, UpperBounds)

```

Case I One function argument - numeric, real valued column vector with number of entries equal to the number of states in the phase. The lower and upper bounds are set to the same value specified in the column vector.

Case II Two function arguments - The first argument is an column vector of falcon.State objects. The second argument is a numeric, real valued column vector with the number of entries equal to the number of falcon.State objects in the first argument. The lower and upper bounds for the falcon.State objects are set to the same value specified in the column vector.

Case III Two function arguments - The first argument is a numeric, real valued column vector specifying the lower bounds of the final boundary condition. The second argument is a numeric, real valued column vector specifying the upper bounds, respectively. Please note that the number of entries in the column vector for the lower and upper bounds have to be equal to the number of states in this phase. The boundaries are set according to the entries in the two column vectors.

Case IV Three function arguments - The first argument is an column vector of falcon.State objects. The second argument is a numeric, real valued column vector with the number of entries equal to the number of falcon.State objects in the first argument and specifies the lower bounds for these states. The third argument is a numeric, real valued column vector with the number of entries equal to the number of falcon.State objects in the first argument and specifies the upper bounds for these states.

- Inputs -

EqualityBoundaries A vector of the same size as the state vector for this phase that contains the values for the initial boundary condition. Lower and upper bounds are set to the same value specified in the array. If the vector contains inf or -inf values, these are ignored and replaced by the regular boundaries for the states.

LowerBounds A vector of the same size as the state vector for this phase that contains the lower boundaries for the final state values. If the vector contains -inf values, these are ignored and replaced by the regular boundaries for the states.

UpperBounds A vector of the same size as the state vector for this phase that contains the upper boundaries for the final state values. If the vector contains inf values, these are ignored and replaced by the regular boundaries for the states.

Method setStartTime *falcon.core.Phase*

Uses the given StartTime as the start time of this grid in real time.

Keywords: Phase Duration Start Time

- Syntax -

```
1 obj.setStartTime(StartTime)
```

- Inputs -

StartTime Either an *falcon.Parameter* or a scalar numeric value used as the initial time (start time) for this grid.

Method SimulatePhase *falcon.core.Phase*

Simulate the system with controls and initial state of the optimization.

Keywords: Phase Simulate, Problem Simulate Phase

- Syntax -

```
1 [states, outputs, time, statesDot] = obj.SimulatePhase()
2 [states, outputs, time, statesDot] = obj.SimulatePhase(init_states)
3 [states, outputs, time, statesDot] =
4   obj.SimulatePhase(init_states, control_history)
5 [states, outputs, time, statesDot] =
6   obj.SimulatePhase(init_states, control_history, ode_solver)
7 [states, outputs, time, statesDot] =
8   obj.SimulatePhase(init_states, control_history, ode_solver, ode_options)
9 [states, outputs, time, statesDot] =
10  obj.SimulatePhase(init_states, control_history, ode_solver, ode_options, UseRealTime)
11 [states, outputs, time, statesDot] =
12  obj.SimulatePhase(init_states, control_history, ode_solver, ode_options, UseRealTime,
13                    control_history, ode_solver, ode_options, UseRealTime,
14                    control_history, ode_solver, ode_options, UseRealTime,
15                    control_history, ode_solver, ode_options, UseRealTime,
16                    control_history, ode_solver, ode_options, UseRealTime,
17                    control_history, ode_solver, ode_options, UseRealTime,
18                    control_history, ode_solver, ode_options, UseRealTime,
19                    control_history, ode_solver, ode_options, UseRealTime,
20                    control_history, ode_solver, ode_options, UseRealTime,
21                    control_history, ode_solver, ode_options, UseRealTime,
22                    control_history, ode_solver, ode_options, UseRealTime,
23                    control_history, ode_solver, ode_options, UseRealTime,
24                    control_history, ode_solver, ode_options, UseRealTime,
25                    control_history, ode_solver, ode_options, UseRealTime,
26                    control_history, ode_solver, ode_options, UseRealTime,
27                    control_history, ode_solver, ode_options, UseRealTime,
28                    control_history, ode_solver, ode_options, UseRealTime,
29                    control_history, ode_solver, ode_options, UseRealTime,
30                    control_history, ode_solver, ode_options, UseRealTime,
31                    control_history, ode_solver, ode_options, UseRealTime,
32                    control_history, ode_solver, ode_options, UseRealTime,
33                    control_history, ode_solver, ode_options, UseRealTime,
34                    control_history, ode_solver, ode_options, UseRealTime,
35                    control_history, ode_solver, ode_options, UseRealTime,
36                    control_history, ode_solver, ode_options, UseRealTime,
37                    control_history, ode_solver, ode_options, UseRealTime,
38                    control_history, ode_solver, ode_options, UseRealTime,
39                    control_history, ode_solver, ode_options, UseRealTime,
40                    control_history, ode_solver, ode_options, UseRealTime,
41                    control_history, ode_solver, ode_options, UseRealTime,
42                    control_history, ode_solver, ode_options, UseRealTime,
43                    control_history, ode_solver, ode_options, UseRealTime,
44                    control_history, ode_solver, ode_options, UseRealTime,
45                    control_history, ode_solver, ode_options, UseRealTime,
46                    control_history, ode_solver, ode_options, UseRealTime,
47                    control_history, ode_solver, ode_options, UseRealTime,
48                    control_history, ode_solver, ode_options, UseRealTime,
49                    control_history, ode_solver, ode_options, UseRealTime,
50                    control_history, ode_solver, ode_options, UseRealTime,
51                    control_history, ode_solver, ode_options, UseRealTime,
52                    control_history, ode_solver, ode_options, UseRealTime,
53                    control_history, ode_solver, ode_options, UseRealTime,
54                    control_history, ode_solver, ode_options, UseRealTime,
55                    control_history, ode_solver, ode_options, UseRealTime,
56                    control_history, ode_solver, ode_options, UseRealTime,
57                    control_history, ode_solver, ode_options, UseRealTime,
58                    control_history, ode_solver, ode_options, UseRealTime,
59                    control_history, ode_solver, ode_options, UseRealTime,
60                    control_history, ode_solver, ode_options, UseRealTime,
61                    control_history, ode_solver, ode_options, UseRealTime,
62                    control_history, ode_solver, ode_options, UseRealTime,
63                    control_history, ode_solver, ode_options, UseRealTime,
64                    control_history, ode_solver, ode_options, UseRealTime,
65                    control_history, ode_solver, ode_options, UseRealTime,
66                    control_history, ode_solver, ode_options, UseRealTime,
67                    control_history, ode_solver, ode_options, UseRealTime,
68                    control_history, ode_solver, ode_options, UseRealTime,
69                    control_history, ode_solver, ode_options, UseRealTime,
70                    control_history, ode_solver, ode_options, UseRealTime,
71                    control_history, ode_solver, ode_options, UseRealTime,
72                    control_history, ode_solver, ode_options, UseRealTime,
73                    control_history, ode_solver, ode_options, UseRealTime,
74                    control_history, ode_solver, ode_options, UseRealTime,
75                    control_history, ode_solver, ode_options, UseRealTime,
76                    control_history, ode_solver, ode_options, UseRealTime,
77                    control_history, ode_solver, ode_options, UseRealTime,
78                    control_history, ode_solver, ode_options, UseRealTime,
79                    control_history, ode_solver, ode_options, UseRealTime,
80                    control_history, ode_solver, ode_options, UseRealTime,
81                    control_history, ode_solver, ode_options, UseRealTime,
82                    control_history, ode_solver, ode_options, UseRealTime,
83                    control_history, ode_solver, ode_options, UseRealTime,
84                    control_history, ode_solver, ode_options, UseRealTime,
85                    control_history, ode_solver, ode_options, UseRealTime,
86                    control_history, ode_solver, ode_options, UseRealTime,
87                    control_history, ode_solver, ode_options, UseRealTime,
88                    control_history, ode_solver, ode_options, UseRealTime,
89                    control_history, ode_solver, ode_options, UseRealTime,
90                    control_history, ode_solver, ode_options, UseRealTime,
91                    control_history, ode_solver, ode_options, UseRealTime,
92                    control_history, ode_solver, ode_options, UseRealTime,
93                    control_history, ode_solver, ode_options, UseRealTime,
94                    control_history, ode_solver, ode_options, UseRealTime,
95                    control_history, ode_solver, ode_options, UseRealTime,
96                    control_history, ode_solver, ode_options, UseRealTime,
97                    control_history, ode_solver, ode_options, UseRealTime,
98                    control_history, ode_solver, ode_options, UseRealTime,
99                    control_history, ode_solver, ode_options, UseRealTime,
100                   control_history, ode_solver, ode_options, UseRealTime,
```

- Name Value -

init_states The initial state vector for the split intervals. If backward integration is used the final values. Default are values from the current state grid.

control_history The control history to be used for the simulation. Default is the interpolated control grid.

ode_solver Solver type that should be used for the integration (default: ode45). Specified as a string.

ode_options Specify an ode options struct used for the ode solver. As default the standard ode settings are used.

UseRealTime Use the real, i.e. physical, time for the simulation instead of the non-dimensional time tau (default: true).

SplitIntervals Number of split intervals, i.e. intervals that split the integration domain. This generally makes the integration more stable.

UseODETimeStep Flag that specifies whether to use the internal ode time step for the measurements or the time steps from the optimization. Result might be helpful to determine the required number of collocation steps (default: false).

UseBackwardInt Flag that specifies whether to use the backward or forward integration in time (default: false).

DoVisualization Flag to visualize the results (default: false)

- Outputs -

states Simulated states with the initial condition and controls from the object.

outputs Simulated outputs with the initial condition and controls from the object.

time The time grid the integration is carried out.

statesDot Simulated state derivatives with the initial condition and controls from the object.

Method ToStruct [falcon.core.Phase](#)

This method creates a struct of the `falcon.core.Phase`-object including all the necessary information of the phase.

Keywords: Debugging Phase

- Syntax -

```
1 strc = obj.ToStruct()
```

- Inputs -

obj `falcon.core.Phase`-object to be transformed in a struct.

- Name Value -

DebugData Setting this option to true enables debug data in the `ToStruct` method.

- Outputs -

strc struct containing the inherent properties of the `falcon.core.Phase`-object

5.5 falcon.core.Grid

Parent Classes: `falcon.core.HasProblem`, `falcon.core.HasToStruct`, `falcon.core.Handle`

Properties

- + **GRID_INTERPOLATION_LINEAR** (Constant, read-only, Default = linear)
Constant used to set the linear grid interpolation method
- + **GRID_INTERPOLATION_PREVIOUS** (Constant, read-only, Default = previous)
Constant used to set the previous grid interpolation method
- + **Phase** (read-only)
The phase this *falcon.core.Grid* belongs to
- + **DataTypes** (read-only)
Array to hold the datatypes of this grid
- + **Type** (read-only, Default = Base)
The type of this grid. Valid types are listed in the field *ValidTypes*
- + **Values** (read-only)
The time history values stored in the grid
- + **Sensitivity** (read-only)
The time history sensitivities stored in the grid
- + **IntegratorSensitivity** (read-only)
The time history integrator sensitivities stored in the grid
- + **NormalizedTime** (read-only)
The normalized time points of this grid
- + **Index** (read-only)
The indices of this grid in either z or f
- + **FBCIndex** (read-only)
The indices of the final boundary condition for the multiple shooting in the f vector
- + **Jacobian** (read-only)
Jacobian Gradient of the Grid
- + **Hessian** (read-only)
Hessian Gradient of the Grid
- + **InterpolationGradient** (read-only)
The gradient of the interpolation scheme of this grid
- + **InterpolationMethod** (read-only, Default = linear)
The interpolation method for this grid
- + **RelevantIndices** (read-only)
The indices that are neither fixed nor disabled. *RelevantIndices* holds the indices of the states as numerical values (not logical).

- + **StateGridIndices** (read-only)
The indices of the points in time in this grid with respect to the stategrid of the respective phase
- + **ResamplingEnabled** (read-only)
Allow the grid to be resampled in-place?
- + **UpperBounds** (Dependent)
(dependent) The upper bounds of the values
- + **LowerBounds** (Dependent)
(dependent) The lower bounds of the values
- + **Scaling** (Dependent)
(dependent) The scaling of the values
- + **Offset** (Dependent)
(dependent) The offsets of the values
- + **Name** (Dependent)
(dependent) The names for the values
- + **NameStr** (Dependent)
(dependent) The names for the values as a string

Methods

- > **copyDistributedAttributesFrom**
Copy distributed variable attributes from another grid
- > **findVariables**
Find variables in the grid.
- > **getDistributedLowerBounds**
Get lower bounds varying over normalized time.
- > **getDistributedOffsets**
Get offsets varying over normalized time.
- > **getDistributedScalings**
Get scalings varying over normalized time.
- > **getDistributedUpperBounds**
Get upper bounds varying over normalized time.
- > **getInterpolatedValues**
Method handing back the interpolated values of this grid
- > **guessValuesFromBounds**
falcon.core.Grid/guessValuesFromBounds is a function. [values] = guessValuesFromBounds(self, normalizedTime)

- > **resample**
Resample the grid.
- > **setDistributedLowerBounds**
Set lower bounds varying over normalized time.
- > **setDistributedOffsets**
Set offsets varying over normalized time.
- > **setDistributedScalings**
Set scalings varying over normalized time.
- > **setDistributedUpperBounds**
Set upper bounds varying over normalized time.
- > **setholdSpecificValues**
Set the values of this grid.
- > **setInterpolationMethod**
Set the interpolation method for the control grid
- > **setOnlySpecificValues**
Set the values of this grid.
- > **setSpecificValues**
Set the values of this grid.
- > **setValues**
Set the values of this grid.
- > **ToStruct**
Create a struct of the *falcon.core.Grid*-object.

Method **copyDistributedAttributesFrom** *falcon.core.Grid*

Copy the variable attributes LowerBound, UpperBound, Scaling, Offset (distributed over normalized time) from another grid, interpolating onto the current normalized time grid. Variables are matched by name.

Keywords: none

- Syntax -

```
1 grid.copyDistributedAttributesFrom(self, other)
```

Method **findVariables** *falcon.core.Grid*

This returns the indices of the given variables in the grid. If any given variable is not found, an exception is thrown.

Keywords: none

- Syntax -

```
1 [ location ] = grid.findVariables(variables)
```

- Inputs -

variables variable name(s) or falcon.State/falcon.Control/... array; entries are always matched by name

- Outputs -

location numeric index vector

Method getDistributedLowerBounds *falcon.core.Grid*

Extract the lower bounds depending on normalized time from the grid. The returned values are NaN for those samples where no distributed value has been specified, i.e., where the global variable attributes are used.

Keywords: none

- Syntax -

```
1 [ values ] = grid.getDistributedLowerBounds ()
2 [ values ] = grid.getDistributedLowerBounds (variables)
```

- Inputs -

variables optional variable name(s) or falcon.State/falcon.Control/... array; entries are matched by name

- Outputs -

values distributed values (one row per variable)

Method getDistributedOffsets *falcon.core.Grid*

Extract the offsets depending on normalized time from the grid. The returned values are NaN for those samples where no distributed value has been specified, i.e., where the global variable attributes are used.

Keywords: none

- Syntax -

```
1 [ values ] = grid.getDistributedOffsets ()
2 [ values ] = grid.getDistributedOffsets (variables)
```

- Inputs -

variables optional variable name(s) or falcon.State/falcon.Control/... array; entries are matched by name

- Outputs -

values distributed values (one row per variable)

Method `getDistributedScalings` *falcon.core.Grid*

Extract the scalings depending on normalized time from the grid. The returned values are NaN for those samples where no distributed value has been specified, i.e., where the global variable attributes are used.

Keywords: none

- Syntax -

```
1 [ values ] = grid.getDistributedScalings ()
2 [ values ] = grid.getDistributedScalings (variables)
```

- Inputs -

variables optional variable name(s) or *falcon.State/falcon.Control/...* array; entries are matched by name

- Outputs -

values distributed values (one row per variable)

Method `getDistributedUpperBounds` *falcon.core.Grid*

Extract the upper bounds depending on normalized time from the grid. The returned values are NaN for those samples where no distributed value has been specified, i.e., where the global variable attributes are used.

Keywords: none

- Syntax -

```
1 [ values ] = grid.getDistributedUpperBounds ()
2 [ values ] = grid.getDistributedUpperBounds (variables)
```

- Inputs -

variables optional variable name(s) or *falcon.State/falcon.Control/...* array; entries are matched by name

- Outputs -

values distributed values (one row per variable)

Method `getInterpolatedValues` *falcon.core.Grid*

Interpolates and returns these interpolated values of the *falcon.core.Grid* object.

Keywords: Grid Interpolation Values

- Syntax -

```
1 InterpValues = getInterpolatedValues (obj)
```

- Outputs -

InterpValues Numeric array of the interpolated values for this grid.

Method guessValuesFromBounds `falcon.core.Grid`

Keywords: none

Method resample `falcon.core.Grid`

Updates the normalized time vector and interpolates the values according to the grid's InterpolationMethod.

Keywords: Grid Resample

- Syntax -

```
1 grid.resample(newNormalizedTime)
```

Method setDistributedLowerBounds `falcon.core.Grid`

Set lower bounds that vary over normalized time. These bounds override the bounds specified globally for the given variables. The values are interpolated linearly and affect only the given normalized time interval.

Keywords: none

- Syntax -

```
1 grid.setDistributedLowerBounds(variables, normalizedTime, values)
```

- Inputs -

variables variable name(s) or `falcon.State/falcon.Control/...` array; entries are matched by name

normalizedTime vector of normalized time samples for the specified bounds

values bound values (one row per variable)

Method setDistributedOffsets `falcon.core.Grid`

Set offsets that vary over normalized time. These offsets override the offsets specified globally for the given variables. The values are interpolated linearly and affect only the given normalized time interval.

Keywords: none

- Syntax -

```
1 grid.setDistributedScalings(variables, normalizedTime, values)
```

- Inputs -

variables variable name(s) or `falcon.State/falcon.Control/...` array; entries are matched by name

normalizedTime vector of normalized time samples for the specified scalings

values offsets values (one row per variable)

Method setDistributedScalings *falcon.core.Grid*

Set scalings that vary over normalized time. These scalings override the scalings specified globally for the given variables. The values are interpolated linearly and affect only the given normalized time interval.

Keywords: none

- Syntax -

```
1 grid.setDistributedScalings(variables, normalizedTime, values)
```

- Inputs -

variables variable name(s) or *falcon.State/falcon.Control/...* array; entries are matched by name

normalizedTime vector of normalized time samples for the specified scalings

values scaling values (one row per variable)

Method setDistributedUpperBounds *falcon.core.Grid*

Set upper bounds that vary over normalized time. These bounds override the bounds specified globally for the given variables. The values are interpolated linearly and affect only the given normalized time interval.

Keywords: none

- Syntax -

```
1 grid.setDistributedUpperBounds(variables, normalizedTime, values)
```

- Inputs -

variables variable name(s) or *falcon.State/falcon.Control/...* array; entries are matched by name

normalizedTime vector of normalized time samples for the specified bounds

values bound values (one row per variable)

Method setholdSpecificValues *falcon.core.Grid*

Used to set the initial guess for specific states. Additionally, specific states can also be set on hold and are not changed. The values are interpolated to the values needed in this grid using linear interpolation with extrapolation turned on. All non-specified values are set to NaN and post-processed in the *phase.checkConsistency* function, where they are set to the default values

Keywords: Grid Set and Hold Specific Values

- Syntax -

```

1 obj.setholdSpecificValues (setStatesControls, holdStatesControls, ConstantValues)
2 obj.setholdSpecificValues (setStatesControls, holdStatesControls, InitialValues,
   FinalValues)
3 obj.setholdSpecificValues (setStatesControls, holdStatesControls, NormalizedTime,
   Values)
4 obj.setholdSpecificValues (setStatesControls, holdStatesControls, RealTime,
   Values, 'Realtime', true)

```

- Inputs -

setStatesControls falcon state/control object containing the states/controls to be set (can also be empty)

holdStatesControls falcon state/control object containing the states/controls to be hold (i.e. not set to NaN) (can also be empty)

ConstantValues One vector of values copied to all points in time.

InitialValues The value of this grid for normalized time tau=0. Needs to have the exact same size as DataTypes.

FinalValues The value of this grid for normalized time tau=1. Needs to have the exact same size as DataTypes.

NormalizedTime A list of points in normalized time for which the values are given.

Values An array of size [DataTypes, length(time)] holding the values to be stored in this grid.

- Name Value -

Realtime Switch to change the time vector from normalized time to real time (default: false).

Method setInterpolationMethod [falcon.core.Grid](#)

Used to set the interpolation method

Keywords: Grid Interpolation Method

- Syntax -

```

1 setInterpolationMethod(obj, method)

```

- Inputs -

method The interpolation methods supported by FALCON.m are 'linear' and 'previous'.

Alternatively, the class constants GRID_INTERPOLATION_LINEAR and GRID_INTERPOLATION_ may be used.

Method setOnlySpecificValues *falcon.core.Grid*

Used to set the initial guess for specific states. The values are interpolated to the values needed in this grid using linear interpolation with extrapolation turned on. All non-specified values remain unchanged.

Keywords: Grid Set Only Specific Values

- Syntax -

```

1 obj.setOnlySpecificValues(setVariables, ConstantValues)
2 obj.setOnlySpecificValues(setVariables, InitialValues, FinalValues)
3 obj.setOnlySpecificValues(setVariables, NormalizedTime, Values)
4 obj.setOnlySpecificValues(setVariables, RealTime, Values, 'Realtime',
   true)

```

- Inputs -

setStatesControls *falcon* state/control object containing the states/controls to be set

ConstantValues One vector of values copied to all points in time.

InitialValues The value of this grid for normalized time $\tau=0$. Needs to have the exact same size as *DataTypes*.

FinalValues The value of this grid for normalized time $\tau=1$. Needs to have the exact same size as *DataTypes*.

NormalizedTime A list of points in normalized time for which the values are given.

Values An array of size $[\text{numel}(\text{setStatesControls}), \text{length}(\text{time})]$ holding the values to be stored in this grid.

- Name Value -

Realtime Switch to change the time vector from normalized time to real time (default: false).

Method setSpecificValues *falcon.core.Grid*

Used to set the initial guess for specific states. The values are interpolated to the values needed in this grid using linear interpolation with extrapolation turned on. All non-specified values are set to NaN and post-processed in the *phase.checkConsistency* function, where they are set to the default values

Keywords: Grid Set Specific Values

- Syntax -

```

1 obj.setSpecificValues(setStatesControls, ConstantValues)
2 obj.setSpecificValues(setStatesControls, InitialValues, FinalValues)
3 obj.setSpecificValues(setStatesControls, NormalizedTime, Values)
4 obj.setSpecificValues(setStatesControls, RealTime, Values, 'Realtime',
   true)

```

- Inputs -

setStatesControls falcon state/control object containing the states/controls to be set

ConstantValues One vector of values copied to all points in time.

InitialValues The value of this grid for normalized time $\tau=0$. Needs to have the exact same size as DataTypes.

FinalValues The value of this grid for normalized time $\tau=1$. Needs to have the exact same size as DataTypes.

NormalizedTime A list of points in normalized time for which the values are given.

Values An array of size [DataTypes, length(time)] holding the values to be stored in this grid.

- Name Value -

Realtime Switch to change the time vector from normalized time to real time (default: false).

Method setValues [falcon.core.Grid](#)

Used to set the initial guess. The values are interpolated to the values needed in this grid using linear interpolation with extrapolation turned on.

Keywords: Grid Set Values

- Syntax -

```

1 obj.setValues(ConstantValues)
2 obj.setValues(InitialValues, FinalValues)
3 obj.setValues(NormalizedTime, Values)
4 obj.setValues(RealTime, Values, 'Realtime', true)

```

- Inputs -

ConstantValues One vector of values copied to all points in time.

InitialValues The value of this grid for normalized time $\tau=0$. Needs to have the exact same size as DataTypes.

FinalValues The value of this grid for normalized time $\tau=1$. Needs to have the exact same size as DataTypes.

NormalizedTime A list of points in normalized time for which the values are given.

Values An array of size [DataTypes, length(time)] holding the values to be stored in this grid.

- Name Value -

Realtime Switch to change the time vector from normalized time to real time (default: false).

Method ToStruct *falcon.core.Grid*

This method creates a struct of the *falcon.core.Grid*-object including all the necessary information of the grid.

Keywords: Debugging Grid

- Syntax -

```
1 strc = obj.ToStruct()
```

- Inputs -

obj *falcon.core.Grid*-object to be transformed in a struct.

- Name Value -

DebugData Setting this option to true enables debug data in the ToStruct method.

- Outputs -

strc struct containing the inherent properties of the *falcon.core.Grid*-object

5.6 *falcon.core.Model*

Parent Classes: *falcon.core.Handle*, *falcon.core.HasToStruct*, *falcon.core.HasProblem*

Properties

- + **Phase** (read-only)
The phase this *falcon.core.Model* belongs to
- + **StateDotGrid** (read-only)
The grid for the state dot values
- + **ModelOutputGrid** (read-only)
The grid for the model outputs
- + **SimulatedStateDotGrid** (read-only)
The grid for the simulated state dot values
- + **SimulatedOutputGrid** (read-only)
The grid for the simulated model outputs
- + **ModelHandle** (read-only)
Model calculate the dynamics either by using *Model.Simulate()* for shooting methods or *Model.Evaluate()* for Collocation methods

- + **ModelInfoStruct** (read-only)
The struct holding all information about the model function.
- + **ModelParameters** (read-only)
The parameters used in the simulation of the model
- + **ModelConstants** (read-only)
The constants used for the simulation of the model
- + **ShootingIndices** (read-only)
The indices of the states to be integrated using the refined multiple shooting grid.
- + **SlowIndices** (read-only)
The indices of the states to be integrated using the coarse collocation grid.
- + **real_out_avail** (read-only)
Flag that determines whether we have a real, physical output of the system
- + **PathConstraintFunction** (read-only)
PathFunction object generated for the output path constraints
- + **hasOutputs** (Dependent)
Specifies whether the Model has Outputs

Methods

- > **addModelConstants**
Add the given numbers to the list of constants used in the simulation model.
- > **overwriteConstants**
Overwrites the given numbers in the list of constants used in this simulation model.
- > **setModelOutputs**
Set the given falcon.Outputs as the outputs of the model.
- > **setModelParameters**
Set the given parameters as the parameters used in the simulation model.
- > **ToStruct**
Create a struct of the falcon.core.Model-object.

Method **addModelConstants** `falcon.core.Model`

Adds the given array of constants to the list of constants relevant for the simulation model.

Keywords: Model Constants

- Syntax -

```
1 obj.addModelConstants(Constant1, Constant2, ..)
```

- Inputs -

Constant1 An array of constant numbers used in this PathFunction for the first constant.

Constant2 An array of constant numbers used in this PathFunction for the second constant.

INFO Note that the third matrix dimension for constants with MultipleTimeEvaluation set to true contains the evolution over the time steps, i.e., constants of size [n,m] for each discretization step in the phase.

Method overwriteConstants *falcon.core.Model*

Overwrites the given cell of constants in the list of constants relevant for this simulation model.

Keywords: Model Overwrite Constants

- Syntax -

```
1 obj.overwriteConstants(Constant, ...)
```

- Inputs -

ConstantsCell A cell of constant numbers used in this PathFunction.

ConstantsIdx An array of the size of constants cell containing the indices of the constants that should be overwritten.

Method setModelOutputs *falcon.core.Model*

Sets the given array of falcon.Output objects as the outputs additional outputs for the model. In case there are finite limits defined for the outputs, the outputs are automatically limited to the respective values.

Keywords: Model Outputs

- Syntax -

```
1 obj.setModelOutputs(Outputs)
```

- Inputs -

Outputs An array of falcon.Output objects used to store the outputs of the model.

Method setModelParameters *falcon.core.Model*

Sets the given array of parameters as the parameters relevant for the simulation model. All parameters given here will be used as the third input to the simulation model dynamics.

Keywords: Model Parameters

- Syntax -

```
1 obj.setModelParameters (Parameters)
```

- Inputs -

Parameters An array of falcon.Parameter objects used in the simulation of the dynamic model.

Method ToStruct *falcon.core.Model*

This method creates a struct of the falcon.core.Model-object including all the necessary information of the Model.

Keywords: Debugging Model

- Syntax -

```
1 strc = obj.ToStruct ()
```

- Inputs -

obj falcon.core.Model-object to be transformed in a struct.

- Name Value -

DebugData Setting this option to true enables debug data in the ToStruct method.

- Outputs -

strc struct containing the inherent properties of the falcon.core.Model-object

5.7 falcon.State

Parent Classes: falcon.core.OVC, falcon.core.HasProblem

Properties

+ **Scaling** (read-only, Default = 1)

Scaling Parameters initialized with 1. The offset and scaling is assigned in the following way:

$$x_scaled = (x_unscaled - Offset) * Scaling$$

+ **Offset** (read-only, Default = 0)

Offset parameter which is initialized with 0. The offset and scaling is assigned in the following way:

$$x_scaled = (x_unscaled - Offset) * Scaling$$

+ **Name** (read-only)

Name of object.

- + **LowerBound** (read-only, Default = -Inf)
Lower bound of the `falcon.core.OVC` value. It is initialized with minus infinity. Scaling and Offset are applied to the LowerBound as well.
- + **UpperBound** (read-only, Default = Inf)
Upper bound of the `falcon.core.OVC` value. It is initialized with plus infinity. Scaling and Offset are applied to the UpperBound as well.

Methods

State (Constructor)

Constructor for `falcon.State` object.

> **byName**

Get a struct for name based access to the object array.

> **byNameUnique**

Get a struct for name based access to the object array, allowing only unique names.

> **eq**

`==` (EQ) Test handle equality. Handles are equal if they are handles for the same object. `H1 == H2` performs element-wise comparisons between handle arrays `H1` and `H2`. `H1` and `H2` must be of the same dimensions unless one is a scalar. The result is a logical array of the same dimensions, where each element is an element-wise equality result. If one of `H1` or `H2` is scalar, scalar expansion is performed and the result will match the dimensions of the array that is not scalar. `TF = EQ(H1, H2)` stores the result in a logical array of the same dimensions.

> **extractValuesFrom**

Extract values array from Problem or Phase.

> **extractValuesStructFrom**

Extract values struct from Problem or Phase.

> **find**

Find elements matching a regex.

> **findFirst**

Find the first element matching a regex.

> **ne**

`=` (NE) Not equal relation for handles. Handles are equal if they are handles for the same object and are unequal otherwise. `H1 = H2` performs element-wise comparisons between handle arrays `H1` and `H2`. `H1` and `H2` must be of the same dimensions unless one is a scalar. The result is a logical array of the same dimensions, where each element is an element-wise equality result. If one of `H1` or `H2` is scalar, scalar expansion is performed and the result will match the dimensions of the array that is not scalar. `TF = NE(H1, H2)` stores the result in a logical array of the same dimensions.

- > **relaxBounds**
Relax the lower and upper bound.
- > **relaxRange**
Relax the lower and upper bound.
- > **setBounds**
Set the lower and upper bound.
- > **setLowerBound**
Set the lower bound of this object.
- > **setOffset**
Set the offset of this object.
- > **setRange**
Set the lower and upper bound using a vector argument.
- > **setScaling**
Set the scaling of this object.
- > **setUpperBound**
Set the upper bound of this object.
- > **tightenBounds**
Tighten the lower and upper bound.
- > **tightenRange**
Tighten the lower and upper bound.
- > **ToStruct**
Create a struct from this object.

Constructor `falcon.State`

Constructs a new `falcon.State` object and returns it. Each state needs to have at least a valid name.

Keywords: Constructor State

- Syntax -

```
1 obj = falcon.State(name)
2 obj = falcon.State(name, lowerBound)
3 obj = falcon.State(name, lowerBound, upperBound)
4 obj = falcon.State(name, lowerBound, upperBound, scaling)
5 obj = falcon.State(name, lowerBound, upperBound, scaling, offset)
6 obj = falcon.State(name, 'Name', Value)
```

- Inputs -

lowerBound The lower boundary for this state. this value needs to be bigger than the upper bound (default: -inf)

upperBound The upper boundary for this state. (default: inf)

scaling The scaling factor for this state. (default: 1)

offset The offset value for this state. (default: 0)

Method **byName** *falcon.State*

The method returns all entries from the object array 'obj' as fields of a struct, with the object Name as field name. In case there are duplicate names, the output struct contains object arrays.

Keywords: OVC byName

- Syntax -

```
1 [ map ] = obj.byName()
```

Method **byNameUnique** *falcon.State*

The method returns all entries from the object array 'obj' as fields of a struct, with the object Name as field name. Throws an error in case there are any duplicate names.

Keywords: OVC byName Unique

- Syntax -

```
1 [ map ] = obj.byNameUnique()
```

Method **eq** *falcon.State*

Keywords: none

Method **extractValuesFrom** *falcon.State*

Extract the values of the given states from a Problem or Phase.

Keywords: none

- Syntax -

```
1 values = stateArray.extractValuesFrom(source)
```

- Inputs -

source a *falcon.Problem* or *falcon.Phase*

- Outputs -

values an array of state values; rows: states, columns: samples

Method **extractValuesStructFrom** *falcon.State*

Extract the values of the given states from a Problem or Phase, returning a struct for name-based access.

Keywords: none

- Syntax -

```
1 valuesStruct = stateArray.extractValuesStructFrom(source)
```

- Inputs -

source a falcon.Problem or falcon.Phase

- Outputs -

valuesStruct a struct; fields: state names, values: samples (row vectors)

Method find *falcon.State*

Extract object array elements whose Name attributes match the given pattern, as determined by the regexp function. The returned array is empty if no element matches.

Keywords: none

- Syntax -

```
1 elements = array.find(pattern)
```

- Inputs -

pattern see documentation for regexp

- Outputs -

elements the entries of the object array whose names match

Method findFirst *falcon.State*

Extract the first element from the array whose Name attribute matches the given pattern, as determined by the regexp function. If no element matches, an exception is thrown.

Keywords: none

- Syntax -

```
1 element = array.findFirst(pattern)
```

- Inputs -

pattern see documentation for regexp

- Outputs -

element the first matching element

Method ne *falcon.State*

Keywords: none

Method relaxBounds *falcon.State*

For current bounds [a, b] and given bounds [c, d], set the bounds to [min(a, c), max(b, d)].

Keywords: none

- Syntax -

```
1 obj.relaxBounds(lowerBound, upperBound)
```

- Inputs -

lowerBound scalar double

upperBound scalar double

Method relaxRange *falcon.State*

For current bounds [a, b] and given bounds [c, d], set the bounds to [min(a, c), max(b, d)].

Keywords: none

- Syntax -

```
1 obj.relaxRange(range)
```

- Inputs -

range two-element double vector

Method setBounds *falcon.State*

Set the lower and upper bound.

Keywords: none

- Syntax -

```
1 obj.setBounds(lowerBound, upperBound)
```

- Inputs -

lowerBound scalar double

upperBound scalar double

Method setLowerBound *falcon.State*

Set the lower bound of this object. The input must be a real, scalar scalar and smaller than the upper bound.

Keywords: OVC Bound Lower

- Syntax -

```
1 obj.setLowerBound(lowerBound)
```

- Inputs -

lowerBound Lower bound of this object.

Method setOffset *falcon.State*

Set the offset of this object. Please note that the input must be a real, scalar value.

Keywords: OVC Offset

- Syntax -

```
1 obj.setOffset(offset)
```

- Inputs -

offset Offset of this object.

Method setRange *falcon.State*

Set the lower and upper bound.

Keywords: none

- Syntax -

```
1 obj.setRange(range)
```

- Inputs -

range a two-element double vector

Method setScaling *falcon.State*

The input must be a real positive scalar value and should scale the value of this object to a range between -1 and 1.

Keywords: OVC Scaling

- Syntax -

```
1 obj.setScaling(scaling)
```

- Inputs -

scaling Scaling of the this object.

Method setUpperBound *falcon.State*

Set the upper bound of this object. The input must be a real, scalar value and bigger than the lower bound.

Keywords: OVC Bound Upper

- Syntax -

```
1 obj.setUpperBound(upperBound)
```

- Inputs -

upperBound Upper bound of this object.

Method tightenBounds *falcon.State*

For current bounds [a, b] and given bounds [c, d], set the bounds to [max(a, c), min(b, d)].

Keywords: none

- Syntax -

```
1 obj.tightenBounds(lowerBound, upperBound)
```

- Inputs -

lowerBound scalar double

upperBound scalar double

Method tightenRange *falcon.State*

For current bounds [a, b] and given bounds [c, d], set the bounds to [max(a, c), min(b, d)].

Keywords: none

- Syntax -

```
1 obj.tightenRange(range)
```

- Inputs -

range two-element double vector

Method ToStruct *falcon.State*

This method creates a struct of this object including the fields: Name, LowerBound, UpperBound, Scaling and Offset.

Keywords: Debugging OVC

- Syntax -

```
1 strc = obj.ToStruct()
```

- Name Value -

DebugData Setting this option to true enables debug data in the ToStruct method.

- Outputs -

strc struct containing the inherent properties of this object.

5.8 falcon.Control

Parent Classes: falcon.core.OVC, falcon.core.HasProblem, falcon.core.HasFixed, falcon.core.HasSensi

Properties

- + **Scaling** (read-only, Default = 1)
Scaling Parameters initialized with 1. The offset and scaling is assigned in the following way:
$$x_scaled = (x_unscaled - Offset) * Scaling$$
- + **Offset** (read-only, Default = 0)
Offset parameter which is initialized with 0. The offset and scaling is assigned in the following way:
$$x_scaled = (x_unscaled - Offset) * Scaling$$
- + **Name** (read-only)
Name of object.
- + **LowerBound** (read-only, Default = -Inf)
Lower bound of the falcon.core.OVC value. It is initialized with minus infinity. Scaling and Offset are applied to the LowerBound as well.
- + **UpperBound** (read-only, Default = Inf)
Upper bound of the falcon.core.OVC value. It is initialized with plus infinity. Scaling and Offset are applied to the UpperBound as well.
- + **isFixed** (read-only)
Whether this value is fixed or not.
- + **isSensitive** (read-only)
Whether this value is uncertain or not.

Methods

Control (Constructor)

Constructor for falcon.Control object. Each control needs to have at least a valid name.

> **byName**

Get a struct for name based access to the object array.

> **byNameUnique**

Get a struct for name based access to the object array, allowing only unique names.

- > **eq**
== (EQ) Test handle equality. Handles are equal if they are handles for the same object. $H1 == H2$ performs element-wise comparisons between handle arrays $H1$ and $H2$. $H1$ and $H2$ must be of the same dimensions unless one is a scalar. The result is a logical array of the same dimensions, where each element is an element-wise equality result. If one of $H1$ or $H2$ is scalar, scalar expansion is performed and the result will match the dimensions of the array that is not scalar. $TF = EQ(H1, H2)$ stores the result in a logical array of the same dimensions.
- > **extractValuesFrom**
Extract values array from Problem or Phase.
- > **extractValuesStructFrom**
Extract values struct from Problem or Phase.
- > **find**
Find elements matching a regex.
- > **findFirst**
Find the first element matching a regex.
- > **ne**
= (NE) Not equal relation for handles. Handles are equal if they are handles for the same object and are unequal otherwise. $H1 = H2$ performs element-wise comparisons between handle arrays $H1$ and $H2$. $H1$ and $H2$ must be of the same dimensions unless one is a scalar. The result is a logical array of the same dimensions, where each element is an element-wise equality result. If one of $H1$ or $H2$ is scalar, scalar expansion is performed and the result will match the dimensions of the array that is not scalar. $TF = NE(H1, H2)$ stores the result in a logical array of the same dimensions.
- > **relaxBounds**
Relax the lower and upper bound.
- > **relaxRange**
Relax the lower and upper bound.
- > **setBounds**
Set the lower and upper bound.
- > **setFixed**
Sets the `isFixed` property of this object. Fixed objects will not be optimized.
- > **setLowerBound**
Set the lower bound of this object.
- > **setOffset**
Set the offset of this object.

- > **setRange**
Set the lower and upper bound using a vector argument.
- > **setScaling**
Set the scaling of this object.
- > **setSensitive**
Sets the isSensitive property of this object. Sensitive objects will be analysed by a Fiacco sensitivity analysis.
- > **setUpperBound**
Set the upper bound of this object.
- > **tightenBounds**
Tighten the lower and upper bound.
- > **tightenRange**
Tighten the lower and upper bound.
- > **ToStruct**
Create a struct of the falcon.core.Control-object.

Constructor `falcon.Control`

Keywords: Constructor Control

- Syntax -

```

1 obj = falcon.Control(Name)
2 obj = falcon.Control(Name, LowerBound)
3 obj = falcon.Control(Name, LowerBound, UpperBound)
4 obj = falcon.Control(Name, LowerBound, UpperBound, Scaling)
5 obj = falcon.Control(Name, LowerBound, UpperBound, Scaling, Offset)
6 obj = falcon.Control(Name, LowerBound, UpperBound, Scaling, Offset,
    Fixed)
7 obj = falcon.Control(Name, LowerBound, UpperBound, Scaling, Offset,
    Fixed, Sensitive)
8 obj = falcon.Control(Name, 'Name', Value)

```

- Inputs -

LowerBound The lower boundary for this control. (default: -inf)

UpperBound The upper boundary for this control. (default: inf)

Scaling The scaling factor for this control. (default: 1)

Offset The offset value for this control. (default: 0)

Fixed true or false, determines whether this control is subject to optimization or not. (default: false)

Sensitive true or false, determines whether this parameter is used within the sensitivity analysis or not. (default: false)

Method `byName` *falcon.Control*

The method returns all entries from the object array 'obj' as fields of a struct, with the object Name as field name. In case there are duplicate names, the output struct contains object arrays.

Keywords: OVC `byName`

- Syntax -

```
1 [ map ] = obj.byName()
```

Method `byNameUnique` *falcon.Control*

The method returns all entries from the object array 'obj' as fields of a struct, with the object Name as field name. Throws an error in case there are any duplicate names.

Keywords: OVC `byName Unique`

- Syntax -

```
1 [ map ] = obj.byNameUnique()
```

Method `eq` *falcon.Control*

Keywords: none

Method `extractValuesFrom` *falcon.Control*

Extract the values of the given controls from a Problem or Phase. The interpolated control grid is used.

Keywords: none

- Syntax -

```
1 values = controlArray.extractValuesFrom(source)
```

- Inputs -

source a *falcon.Problem* or *falcon.Phase*

- Outputs -

values an array of controls values; rows: states, columns: samples

Method `extractValuesStructFrom` *falcon.Control*

Extract the values of the given controls from a Problem or Phase, returning a struct for name-based access. The interpolated control grid is used.

Keywords: none

- Syntax -

```
1 valuesStruct = controlArray.extractValuesStructFrom(source)
```

- Inputs -

source a falcon.Problem or falcon.Phase

- Outputs -

valuesStruct a struct; fields: control names, values: samples (row vectors)

Method find *falcon.Control*

Extract object array elements whose Name attributes match the given pattern, as determined by the regexp function. The returned array is empty if no element matches.

Keywords: none

- Syntax -

```
1 elements = array.find(pattern)
```

- Inputs -

pattern see documentation for regexp

- Outputs -

elements the entries of the object array whose names match

Method findFirst *falcon.Control*

Extract the first element from the array whose Name attribute matches the given pattern, as determined by the regexp function. If no element matches, an exception is thrown.

Keywords: none

- Syntax -

```
1 element = array.findFirst(pattern)
```

- Inputs -

pattern see documentation for regexp

- Outputs -

element the first matching element

Method ne *falcon.Control*

Keywords: none

Method relaxBounds *falcon.Control*

For current bounds [a, b] and given bounds [c, d], set the bounds to [min(a, c), max(b, d)].

Keywords: none

- Syntax -

```
1 obj.relaxBounds(lowerBound, upperBound)
```

- Inputs -

lowerBound scalar double

upperBound scalar double

Method relaxRange *falcon.Control*

For current bounds [a, b] and given bounds [c, d], set the bounds to [min(a, c), max(b, d)].

Keywords: none

- Syntax -

```
1 obj.relaxRange(range)
```

- Inputs -

range two-element double vector

Method setBounds *falcon.Control*

Set the lower and upper bound.

Keywords: none

- Syntax -

```
1 obj.setBounds(lowerBound, upperBound)
```

- Inputs -

lowerBound scalar double

upperBound scalar double

Method setFixed *falcon.Control*

Sets if this object can be optimized or not.

Keywords: Flags Fixed

- Syntax -

```
1 obj.setFixed(fixed)
```

- Inputs -

fixed A scalar boolean specifying if the object is fixed or not. Fixed objects are not subject to optimization.

Method **setLowerBound** *falcon.Control*

Set the lower bound of this object. The input must be a real, scalar scalar and smaller than the upper bound.

Keywords: OVC Bound Lower

- Syntax -

```
1 obj.setLowerBound(lowerBound)
```

- Inputs -

lowerBound Lower bound of this object.

Method **setOffset** *falcon.Control*

Set the offset of this object. Please note that the input must be a real, scalar value.

Keywords: OVC Offset

- Syntax -

```
1 obj.setOffset(offset)
```

- Inputs -

offset Offset of this object.

Method **setRange** *falcon.Control*

Set the lower and upper bound.

Keywords: none

- Syntax -

```
1 obj.setRange(range)
```

- Inputs -

range a two-element double vector

Method **setScaling** *falcon.Control*

The input must be a real positive scalar value and should scale the value of this object to a range between -1 and 1.

Keywords: OVC Scaling

- Syntax -

```
1 obj.setScaling(scaling)
```

- Inputs -

scaling Scaling of the this object.

Method setSensitive *falcon.Control*

Sets if this object is sensitive or not.

Keywords: Flags Sensitive

- Syntax -

```
1 obj.setSensitive(Sensitive)
```

- Inputs -

Sensitive A scalar boolean specifying if the object is sensitive or not. Sensitive objects will be subject to a sensitivity analysis via a Fiacco update.

Method setUpperBound *falcon.Control*

Set the upper bound of this object. The input must be a real, scalar value and bigger than the lower bound.

Keywords: OVC Bound Upper

- Syntax -

```
1 obj.setUpperBound(upperBound)
```

- Inputs -

upperBound Upper bound of this object.

Method tightenBounds *falcon.Control*

For current bounds [a, b] and given bounds [c, d], set the bounds to [max(a, c), min(b, d)].

Keywords: none

- Syntax -

```
1 obj.tightenBounds(lowerBound, upperBound)
```

- Inputs -

lowerBound scalar double

upperBound scalar double

Method tightenRange *falcon.Control*

For current bounds [a, b] and given bounds [c, d], set the bounds to [max(a, c), min(b, d)].

Keywords: none

- Syntax -

```
1 obj.tightenRange(range)
```

- Inputs -

range two-element double vector

Method ToStruct *falcon.Control*

This method creates a struct of the *falcon.core.Control*-object including all the necessary information of this Control.

Keywords: Debugging Control

- Syntax -

```
1 strc = obj.ToStruct()
```

- Name Value -

DebugData Setting this option to true enables debug data in the ToStruct method.

- Outputs -

strc struct containing the inherent properties of the *falcon.core.Control*-object

5.9 falcon.Parameter

Parent Classes: *falcon.core.OVC*, *falcon.core.HasFixed*, *falcon.core.HasProblem*

Properties

- + **Value** (read-only, Default = 0)
The current value of this parameter
- + **Index** (read-only, Default = 0)
Index the index of this parameter in the z-Vector
- + **Scaling** (read-only, Default = 1)
Scaling Parameters initialized with 1. The offset and scaling is assigned in the following way:
$$x_scaled = (x_unscaled - Offset) * Scaling$$

- + **Offset** (read-only, Default = 0)
Offset parameter which is initialized with 0. The offset and scaling is assigned in the following way:
$$x_scaled = (x_unscaled - Offset) * Scaling$$
- + **Name** (read-only)
Name of object.
- + **LowerBound** (read-only, Default = -Inf)
Lower bound of the `falcon.core.OVC` value. It is initialized with minus infinity. Scaling and Offset are applied to the LowerBound as well.
- + **UpperBound** (read-only, Default = Inf)
Upper bound of the `falcon.core.OVC` value. It is initialized with plus infinity. Scaling and Offset are applied to the UpperBound as well.
- + **isFixed** (read-only)
Whether this value is fixed or not.

Methods

Parameter (Constructor)

Constructor for `falcon.Parameter` object. Each parameter needs to have at

- > **byName**
Get a struct for name based access to the object array.
- > **byNameUnique**
Get a struct for name based access to the object array, allowing only unique names.
- > **eq**
== (EQ) Test handle equality. Handles are equal if they are handles for the same object. `H1 == H2` performs element-wise comparisons between handle arrays H1 and H2. H1 and H2 must be of the same dimensions unless one is a scalar. The result is a logical array of the same dimensions, where each element is an element-wise equality result. If one of H1 or H2 is scalar, scalar expansion is performed and the result will match the dimensions of the array that is not scalar. `TF = EQ(H1, H2)` stores the result in a logical array of the same dimensions.
- > **find**
Find elements matching a regex.
- > **findFirst**
Find the first element matching a regex.
- > **ne**
= (NE) Not equal relation for handles. Handles are equal if they are handles for the same object and are unequal otherwise. `H1 = H2` performs element-wise comparisons between handle arrays H1 and H2. H1 and H2 must be of

the same dimensions unless one is a scalar. The result is a logical array of the same dimensions, where each element is an element-wise equality result. If one of H1 or H2 is scalar, scalar expansion is performed and the result will match the dimensions of the array that is not scalar. $TF = NE(H1, H2)$ stores the result in a logical array of the same dimensions.

- > **relaxBounds**
Relax the lower and upper bound.
- > **relaxRange**
Relax the lower and upper bound.
- > **setBounds**
Set the lower and upper bound.
- > **setFixed**
Sets the isFixed property of this object. Fixed objects will not be optimized.
- > **setLowerBound**
Set the lower bound of this object.
- > **setOffset**
Set the offset of this object.
- > **setRange**
Set the lower and upper bound using a vector argument.
- > **setScaling**
Set the scaling of this object.
- > **setUpperBound**
Set the upper bound of this object.
- > **setValue**
Sets the current value of this falcon.Parameter.
- > **setValueAndBounds**
falcon.Parameter/setValueAndBounds is a function. [self] = setValueAndBounds(self, value, lowerBound, upperBound)
- > **setValueAndRange**
falcon.Parameter/setValueAndRange is a function. [self] = setValueAndRange(self, value, range)
- > **tightenBounds**
Tighten the lower and upper bound.
- > **tightenRange**
Tighten the lower and upper bound.
- > **ToStruct**
Create a struct from this parameter.

Constructor *falcon.Parameter*

Keywords: Constructor Parameter

- Syntax -

```

1 obj = falcon.Parameter(name)
2 obj = falcon.Parameter(name, value)
3 obj = falcon.Parameter(name, value, lowerBound)
4 obj = falcon.Parameter(name, value, lowerBound, upperBound)
5 obj = falcon.Parameter(name, value, lowerBound, upperBound, scaling)
6 obj = falcon.Parameter(name, value, lowerBound, upperBound, scaling,
  offset)
7 obj = falcon.Parameter(name, value, lowerBound, upperBound, scaling,
  offset, Fixed)
8 obj = falcon.Parameter(name, value, lowerBound, upperBound, scaling,
  offset, Fixed, Sensitive)
9 obj = falcon.Parameter(..., 'Name', Value)

```

- Inputs -

Value The current (initial) value of this parameter. (default: 0)

LowerBound The lower boundary for this parameter. (default: -inf)

UpperBound The upper boundary for this parameter. (default: inf)

Scaling The scaling factor for this parameter. (default: 1)

Offset The offset value for this parameter. (default: 0)

Fixed true or false, determines whether this parameter is subject to optimization or not. (default: false)

Sensitive true or false, determines whether this parameter is used within the sensitivity analysis or not. (default: false)

Method byName *falcon.Parameter*

The method returns all entries from the object array 'obj' as fields of a struct, with the object Name as field name. In case there are duplicate names, the output struct contains object arrays.

Keywords: OVC byName

- Syntax -

```

1 [ map ] = obj.byName()

```

Method byNameUnique *falcon.Parameter*

The method returns all entries from the object array 'obj' as fields of a struct, with the object Name as field name. Throws an error in case there are any duplicate names.

Keywords: OVC byName Unique

- Syntax -

```
1 [ map ] = obj.byNameUnique()
```

Method eq [falcon.Parameter](#)

Keywords: none

Method find [falcon.Parameter](#)

Extract object array elements whose Name attributes match the given pattern, as determined by the regexp function. The returned array is empty if no element matches.

Keywords: none

- Syntax -

```
1 elements = array.find(pattern)
```

- Inputs -

pattern see documentation for regexp

- Outputs -

elements the entries of the object array whose names match

Method findFirst [falcon.Parameter](#)

Extract the first element from the array whose Name attribute matches the given pattern, as determined by the regexp function. If no element matches, an exception is thrown.

Keywords: none

- Syntax -

```
1 element = array.findFirst(pattern)
```

- Inputs -

pattern see documentation for regexp

- Outputs -

element the first matching element

Method ne [falcon.Parameter](#)

Keywords: none

Method relaxBounds [falcon.Parameter](#)

For current bounds [a, b] and given bounds [c, d], set the bounds to [min(a, c), max(b, d)].

Keywords: none

- Syntax -

```
1 obj.relaxBounds(lowerBound, upperBound)
```

- Inputs -

lowerBound scalar double

upperBound scalar double

Method relaxRange *falcon.Parameter*

For current bounds [a, b] and given bounds [c, d], set the bounds to [min(a, c), max(b, d)].

Keywords: none

- Syntax -

```
1 obj.relaxRange(range)
```

- Inputs -

range two-element double vector

Method setBounds *falcon.Parameter*

Set the lower and upper bound.

Keywords: none

- Syntax -

```
1 obj.setBounds(lowerBound, upperBound)
```

- Inputs -

lowerBound scalar double

upperBound scalar double

Method setFixed *falcon.Parameter*

Sets if this object can be optimized or not.

Keywords: Flags Fixed

- Syntax -

```
1 obj.setFixed(fixed)
```

- Inputs -

fixed A scalar boolean specifying if the object is fixed or not. Fixed objects are not subject to optimization.

Method setLowerBound *falcon.Parameter*

Set the lower bound of this object. The input must be a real, scalar scalar and smaller than the upper bound.

Keywords: OVC Bound Lower

- Syntax -

```
1 obj.setLowerBound(lowerBound)
```

- Inputs -

lowerBound Lower bound of this object.

Method setOffset *falcon.Parameter*

Set the offset of this object. Please note that the input must be a real, scalar value.

Keywords: OVC Offset

- Syntax -

```
1 obj.setOffset(offset)
```

- Inputs -

offset Offset of this object.

Method setRange *falcon.Parameter*

Set the lower and upper bound.

Keywords: none

- Syntax -

```
1 obj.setRange(range)
```

- Inputs -

range a two-element double vector

Method setScaling *falcon.Parameter*

The input must be a real positive scalar value and should scale the value of this object to a range between -1 and 1.

Keywords: OVC Scaling

- Syntax -

```
1 obj.setScaling(scaling)
```

- Inputs -

scaling Scaling of the this object.

Method setUpperBound *falcon.Parameter*

Set the upper bound of this object. The input must be a real, scalar value and bigger than the lower bound.

Keywords: OVC Bound Upper

- Syntax -

```
1 obj.setUpperBound(upperBound)
```

- Inputs -

upperBound Upper bound of this object.

Method setValue *falcon.Parameter*

Sets the current value of this parameter to the given value.

Keywords: Parameter Value

- Syntax -

```
1 obj.setValue(Value)
```

- Inputs -

Value The numeric value of this parameter. Needs to be scalar.

Method setValueAndBounds *falcon.Parameter*

Keywords: none

Method setValueAndRange *falcon.Parameter*

Keywords: none

Method tightenBounds *falcon.Parameter*

For current bounds [a, b] and given bounds [c, d], set the bounds to [max(a, c), min(b, d)].

Keywords: none

- Syntax -

```
1 obj.tightenBounds(lowerBound, upperBound)
```

- Inputs -

lowerBound scalar double

upperBound scalar double

Method tightenRange *falcon.Parameter*

For current bounds [a, b] and given bounds [c, d], set the bounds to [max(a, c), min(b, d)].

Keywords: none

- Syntax -

```
1 obj.tightenRange(range)
```

- Inputs -

range two-element double vector

Method ToStruct *falcon.Parameter*

Extracts all relevant information from this parameter and stores it in the returned struct.

Keywords: Debugging Parameter

- Syntax -

```
1 strc = obj.ToStruct()
```

- Name Value -

DebugData Setting this option to true enables debug data in the ToStruct method.

- Outputs -

strc struct containing the inherent properties of this object.

5.10 falcon.Constraint

Parent Classes: *falcon.core.OVC*, *falcon.core.HasProblem*, *falcon.core.HasActive*

Properties**+ Scaling** (read-only, Default = 1)

Scaling Parameters initialized with 1. The offset and scaling is assigned in the following way:

$$x_{\text{scaled}} = (x_{\text{unscaled}} - \text{Offset}) * \text{Scaling}$$

+ Offset (read-only, Default = 0)

Offset parameter which is initialized with 0. The offset and scaling is assigned in the following way:

$$x_{\text{scaled}} = (x_{\text{unscaled}} - \text{Offset}) * \text{Scaling}$$

+ Name (read-only)

Name of object.

- + **LowerBound** (read-only, Default = -Inf)
Lower bound of the `falcon.core.OVC` value. It is initialized with minus infinity. Scaling and Offset are applied to the LowerBound as well.
- + **UpperBound** (read-only, Default = Inf)
Upper bound of the `falcon.core.OVC` value. It is initialized with plus infinity. Scaling and Offset are applied to the UpperBound as well.
- + **isActive** (read-only)
Whether this value is active or not.

Methods

Constraint (Constructor)

Constructor for `falcon.Constraint` object. Each constraint needs to have at least a valid name.

> **ArrayWith** (Static)

Create array of `falcon.Constraint` objects

> **byName**

Get a struct for name based access to the object array.

> **byNameUnique**

Get a struct for name based access to the object array, allowing only unique names.

> **eq**

`==` (EQ) Test handle equality. Handles are equal if they are handles for the same object. `H1 == H2` performs element-wise comparisons between handle arrays H1 and H2. H1 and H2 must be of the same dimensions unless one is a scalar. The result is a logical array of the same dimensions, where each element is an element-wise equality result. If one of H1 or H2 is scalar, scalar expansion is performed and the result will match the dimensions of the array that is not scalar. `TF = EQ(H1, H2)` stores the result in a logical array of the same dimensions.

> **find**

Find elements matching a regex.

> **findFirst**

Find the first element matching a regex.

> **ne**

`=` (NE) Not equal relation for handles. Handles are equal if they are handles for the same object and are unequal otherwise. `H1 = H2` performs element-wise comparisons between handle arrays H1 and H2. H1 and H2 must be of the same dimensions unless one is a scalar. The result is a logical array of the same dimensions, where each element is an element-wise equality result. If one of H1 or H2 is scalar, scalar expansion is performed and the result will match the

dimensions of the array that is not scalar. $TF = NE(H1, H2)$ stores the result in a logical array of the same dimensions.

- > **relaxBounds**
Relax the lower and upper bound.
- > **relaxRange**
Relax the lower and upper bound.
- > **setActive**
Sets the isActive property of this object.
- > **setBounds**
Set the lower and upper bound.
- > **setLowerBound**
Set the lower bound of this object.
- > **setOffset**
Set the offset of this object.
- > **setRange**
Set the lower and upper bound using a vector argument.
- > **setScaling**
Set the scaling of this object.
- > **setUpperBound**
Set the upper bound of this object.
- > **tightenBounds**
Tighten the lower and upper bound.
- > **tightenRange**
Tighten the lower and upper bound.
- > **ToStruct**
Create a struct from this constraint.

Constructor `falcon.Constraint`

Keywords: Constructor Constraint

- Syntax -

```
1 obj = falcon.Constraint(name)
2 obj = falcon.Constraint(name, lowerBound)
3 obj = falcon.Constraint(name, lowerBound, upperBound)
4 obj = falcon.Constraint(name, lowerBound, upperBound, scaling)
5 obj = falcon.Constraint(name, lowerBound, upperBound, scaling, offset)
```

```
6 obj = falcon.Constraint(name, lowerBound, upperBound, scaling,  
    offset, active)  
7 obj = falcon.Constraint(name, 'Name', Value)
```

- Inputs -

name The name of this constraint object.

lowerBound The lower boundary for this constraint. (default: -inf)

upperBound The upper boundary for this constraint. (default: inf)

scaling The scaling factor for this constraint. (default: 1)

offset The offset value for this constraint. (default: 0)

active true or false, determines whether this constraint is respected in the optimization or not. (default: true)

Method `ArrayWith` *falcon.Constraint*

Creates an array of `falcon.Constraint` objects. This method is to a shortcut to create a vector of the constraint objects without creating each object individually.

Keywords: Constraint Array

- Syntax -

```
1 arr = falcon.Constraint.ArrayWith(names)  
2 arr = falcon.Constraint.ArrayWith(names, LowerBound)  
3 arr = falcon.Constraint.ArrayWith(names, LowerBound, UpperBound)  
4 arr = falcon.Constraint.ArrayWith(names, LowerBound, UpperBound, Scaling)  
5 arr =  
    falcon.Constraint.ArrayWith(names, LowerBound, UpperBound, Scaling, Offset)  
6 arr = falcon.Constraint.ArrayWith(names, LowerBound, UpperBound, Scaling,  
    Offset, Active)
```

- Inputs -

names The names of the `falcon.Constraint` object as a cell array.

LowerBound The sorted lower bounds of the constraint object. The size needs to match the number of constraint names.

UpperBound The sorted upper bounds of the constraint object. The size needs to match the number of constraint names.

Scaling The sorted scalings of the constraint object. The size needs to match the number of constraint names.

Offset The sorted offsets of the constraint object. The size needs to match the number of constraint names.

Active The sorted active flags of the constraint object. The size needs to match the number of constraint names.

Method `byName` *falcon.Constraint*

The method returns all entries from the object array 'obj' as fields of a struct, with the object Name as field name. In case there are duplicate names, the output struct contains object arrays.

Keywords: OVC `byName`

- Syntax -

```
1 [ map ] = obj.byName()
```

Method `byNameUnique` *falcon.Constraint*

The method returns all entries from the object array 'obj' as fields of a struct, with the object Name as field name. Throws an error in case there are any duplicate names.

Keywords: OVC `byName Unique`

- Syntax -

```
1 [ map ] = obj.byNameUnique()
```

Method `eq` *falcon.Constraint*

Keywords: none

Method `find` *falcon.Constraint*

Extract object array elements whose Name attributes match the given pattern, as determined by the regexp function. The returned array is empty if no element matches.

Keywords: none

- Syntax -

```
1 elements = array.find(pattern)
```

- Inputs -

pattern see documentation for regexp

- Outputs -

elements the entries of the object array whose names match

Method `findFirst` *falcon.Constraint*

Extract the first element from the array whose Name attribute matches the given pattern, as determined by the regexp function. If no element matches, an exception is thrown.

Keywords: none

- Syntax -

```
1 element = array.findFirst(pattern)
```

- Inputs -

pattern see documentation for regexp

- Outputs -

element the first matching element

Method ne *falcon.Constraint*

Keywords: none

Method relaxBounds *falcon.Constraint*

For current bounds [a, b] and given bounds [c, d], set the bounds to [min(a, c), max(b, d)].

Keywords: none

- Syntax -

```
1 obj.relaxBounds(lowerBound, upperBound)
```

- Inputs -

lowerBound scalar double

upperBound scalar double

Method relaxRange *falcon.Constraint*

For current bounds [a, b] and given bounds [c, d], set the bounds to [min(a, c), max(b, d)].

Keywords: none

- Syntax -

```
1 obj.relaxRange(range)
```

- Inputs -

range two-element double vector

Method setActive *falcon.Constraint*

Set whether this object is active. In case the object is not active it will be ignored during optimization.

Keywords: Flags Active

- Syntax -

```
1 obj.setActive(isActive)
```

Method setBounds *falcon.Constraint*

Set the lower and upper bound.

Keywords: none

- Syntax -

```
1 obj.setBounds(lowerBound, upperBound)
```

- Inputs -

lowerBound scalar double

upperBound scalar double

Method setLowerBound *falcon.Constraint*

Set the lower bound of this object. The input must be a real, scalar scalar and smaller than the upper bound.

Keywords: OVC Bound Lower

- Syntax -

```
1 obj.setLowerBound(lowerBound)
```

- Inputs -

lowerBound Lower bound of this object.

Method setOffset *falcon.Constraint*

Set the offset of this object. Please note that the input must be a real, scalar value.

Keywords: OVC Offset

- Syntax -

```
1 obj.setOffset(offset)
```

- Inputs -

offset Offset of this object.

Method setRange *falcon.Constraint*

Set the lower and upper bound.

Keywords: none

- Syntax -

```
1 obj.setRange(range)
```

- Inputs -

range a two-element double vector

Method setScaling *falcon.Constraint*

The input must be a real positive scalar value and should scale the value of this object to a range between -1 and 1.

Keywords: OVC Scaling

- Syntax -

```
1 obj.setScaling(scaling)
```

- Inputs -

scaling Scaling of the this object.

Method setUpperBound *falcon.Constraint*

Set the upper bound of this object. The input must be a real, scalar value and bigger than the lower bound.

Keywords: OVC Bound Upper

- Syntax -

```
1 obj.setUpperBound(upperBound)
```

- Inputs -

upperBound Upper bound of this object.

Method tightenBounds *falcon.Constraint*

For current bounds [a, b] and given bounds [c, d], set the bounds to [max(a, c), min(b, d)].

Keywords: none

- Syntax -

```
1 obj.tightenBounds(lowerBound, upperBound)
```

- Inputs -

lowerBound scalar double

upperBound scalar double

Method tightenRange *falcon.Constraint*

For current bounds [a, b] and given bounds [c, d], set the bounds to [max(a, c), min(b, d)].

Keywords: none

- Syntax -

```
1 obj.tightenRange(range)
```

- Inputs -

range two-element double vector

Method ToStruct *falcon.Constraint*

Extracts all relevant information from this constraint and stores it in the returned struct.

Keywords: Debugging Constraint

- Syntax -

```
1 strc = obj.ToStruct()
```

- Name Value -

DebugData Setting this option to true enables debug data in the ToStruct method.

5.11 falcon.core.PointFunction

Parent Classes: *falcon.core.PathFunction*

Properties

- + **RelevantPhases** (read-only)
The relevant phases for this pointfunction
- + **RelevantStateGridIndices** (read-only)
The relevant state grid indices for this pointfunction
- + **RelevantNormalizedTimeSteps** (read-only)
The relevant normalized times for this grid
- + **Phase** (read-only)
The phase this *falcon.core.PathFunction* belongs to
- + **FunctionHandle** (read-only)
Functionhandle to the function to be called
- + **FunctionInfoStruct** (read-only)
The struct keeping the information about the inputs and outputs of the used function.

- + **OutputGrid** (read-only)
Grids for the outputs of the path function. In case of a path function the time points are also used for the inputs.
- + **Parameters** (read-only)
Relevant parameters
- + **Constants** (read-only)
Relevant constants
- + **RelevantStateIndices** (read-only)
The indices of the states required for this function
- + **RelevantControlIndices** (read-only)
The indices of the controls required for this function
- + **RelevantModelOutputIndices** (read-only)
The indices of the model outputs required for this function
- + **RelevantParameterIndices** (read-only)
The indices of the function parameters required by this function. Sorts the Parameters of the function to the parameters of the derivative model.
- + **OutputMultipliers** (read-only)
The multipliers of the output constraints for the Hamiltonian of the problem.

Methods

- > **addConstants**
Add the given numbers to the list of constants used in this PathFunction.
- > **overwriteConstants**
Overwrites the given numbers in the list of constants used in this PathFunction.
- > **setParameters**
Set the given parameters as the parameters required in this PathFunction.
- > **ToStruct**
Create a struct of this PathFunction object.

Method **addConstants** *falcon.core.PointFunction*

Adds the given array of constants to the list of constants relevant for this PathFunction.

Keywords: Path Function Constants

- Syntax -

```
1 obj.addConstants(Constant1, Constant2, ..)
```

- Inputs -

Constant1 An array of constant numbers used in this PathFunction for the first constant.

Constant2 An array of constant numbers used in this PathFunction for the second constant.

INFO Note that the third matrix dimension for constants with MultipleTimeEvaluation set to true contains the evolution over the time steps, i.e., constants of size [n,m] for each discretization step in the phase.

Method overwriteConstants `falcon.core.PointFunction`

Overwrites the given cell of constants in the list of constants relevant for this PathFunction.

Keywords: Path Function Overwrite Constants

- Syntax -

```
1 obj.overwriteConstants(Constant, ...)
```

- Inputs -

ConstantsCell A cell of constant numbers used in this PathFunction.

ConstantsIdx An array of the size of constants cell containing the indices of the constants that should be overwritten.

Method setParameters `falcon.core.PointFunction`

Sets the given array of parameters as the parameters relevant for this PathFunction. All parameters given here will be used as the third input to the PathFunction.

Keywords: Path Function Parameters

- Syntax -

```
1 obj.setParameters(Parameters)
```

- Inputs -

Parameters An array of `falcon.Parameter` objects used in this PathFunction.

Method ToStruct `falcon.core.PointFunction`

This method creates a struct of the `falcon.core.PathFunction`-object including all the necessary information of the path function.

Keywords: Debugging Path Function

- Syntax -

```
1 strc = obj.ToStruct()
```

- Inputs -

obj *falcon.core.PathFunction*-object to be transformed in a struct.

- Name Value -

DebugData Setting this option to true enables debug data in the *ToStruct* method.

- Outputs -

strc struct containing the inherent properties of the *falcon.core.PathFunction*-object

5.12 *falcon.core.PathFunction*

Parent Classes: *falcon.core.Handle*, *falcon.core.HasToStruct*, *falcon.core.HasProblem*, *matlab.mixin.Heterogeneous*

Properties

- + **Phase** (read-only)
The phase this *falcon.core.PathFunction* belongs to
- + **FunctionHandle** (read-only)
Functionhandle to the function to be called
- + **FunctionInfoStruct** (read-only)
The struct keeping the information about the inputs and outputs of the used function.
- + **OutputGrid** (read-only)
Grids for the outputs of the path function. In case of a path function the time points are also used for the inputs.
- + **Parameters** (read-only)
Relevant parameters
- + **Constants** (read-only)
Relevant constants
- + **RelevantStateIndices** (read-only)
The indices of the states required for this function
- + **RelevantControlIndices** (read-only)
The indices of the controls required for this function
- + **RelevantModelOutputIndices** (read-only)
The indices of the model outputs required for this function

- + **RelevantParameterIndices** (read-only)
The indices of the function parameters required by this function. Sorts the Parameters of the function to the parameters of the derivative model.
- + **OutputMultipliers** (read-only)
The multipliers of the output constraints for the Hamiltonian of the problem.

Methods

- > **addConstants**
Add the given numbers to the list of constants used in this PathFunction.
- > **overwriteConstants**
Overwrites the given numbers in the list of constants used in this PathFunction.
- > **setParameters**
Set the given parameters as the parameters required in this PathFunction.
- > **ToStruct**
Create a struct of this PathFunction object.

Method **addConstants** `falcon.core.PathFunction`

Adds the given array of constants to the list of constants relevant for this PathFunction.
Keywords: Path Function Constants

- Syntax -

```
1 obj.addConstants(Constant1, Constant2, ..)
```

- Inputs -

Constant1 An array of constant numbers used in this PathFunction for the first constant.

Constant2 An array of constant numbers used in this PathFunction for the second constant.

INFO Note that the third matrix dimension for constants with `MultipleTimeEvaluation` set to true contains the evolution over the time steps, i.e., constants of size $[n,m]$ for each discretization step in the phase.

Method **overwriteConstants** `falcon.core.PathFunction`

Overwrites the given cell of constants in the list of constants relevant for this PathFunction.

Keywords: Path Function Overwrite Constants

- Syntax -

```
1 obj.overrideConstants(Constant,...)
```

- Inputs -

ConstantsCell A cell of constant numbers used in this PathFunction.

ConstantsIdx An array of the size of constants cell containing the indices of the constants that should be overwritten.

Method **setParameters** *falcon.core.PathFunction*

Sets the given array of parameters as the parameters relevant for this PathFunction. All parameters given here will be used as the third input to the PathFunction.

Keywords: Path Function Parameters

- Syntax -

```
1 obj.setParameters(Parameters)
```

- Inputs -

Parameters An array of *falcon.Parameter* objects used in this PathFunction.

Method **ToStruct** *falcon.core.PathFunction*

This method creates a struct of the *falcon.core.PathFunction*-object including all the necessary information of the path function.

Keywords: Debugging Path Function

- Syntax -

```
1 strc = obj.ToStruct()
```

- Inputs -

obj *falcon.core.PathFunction*-object to be transformed in a struct.

- Name Value -

DebugData Setting this option to true enables debug data in the ToStruct method.

- Outputs -

strc struct containing the inherent properties of the *falcon.core.PathFunction*-object

5.13 *falcon.discretization.Trapezoidal*

Parent Classes: *falcon.discretization.DiscretizationMethod*

Methods

Trapezoidal (Constructor)

This class represents a trapezoidal collocation method

> **evaluateC**

Evaluate the constraints of the optimal control problem

> **evaluateF**

Evaluate the residual vector of the problem for testing purposes.

> **evaluateFandG**

Evaluate the residual vector and gradient of the problem for testing purposes.

> **evaluateG**

Evaluate the gradient matrix of the problem for testing purposes.

> **evaluateJ**

Evaluate the cost function for the differential evolution.

Constructor `falcon.discretization.Trapezoidal`

Keywords: none

Method evaluateC `falcon.discretization.Trapezoidal`

Uses the parameter vector `z` to return the current constraints of the optimal control problem.

Keywords: Discretization Evaluate Constraint

- Syntax -

```
1 C = obj.evaluateC(z)
```

- Inputs -

z A parameter vector for the discretized problem (use e.g. `problem.zInitial`).

Method evaluateF `falcon.discretization.Trapezoidal`

Uses the given parameter vector `z` to evaluate the residual vector of the discretized problem.

Keywords: Discretization Evaluate Residual

- Syntax -

```
1 f = obj.evaluateF(z)
```

- Inputs -

z A parameter vector for the discretized problem (use e.g. `problem.zInitial`).

Method evaluateFandG `falcon.discretization.Trapezoidal`

Uses the given parameter vector `z` to evaluate the residual vector and gradient of the discretized problem.

Keywords: Discretization Evaluate Residual, Discretization Evaluate Gradient

- Syntax -

```
1 [F,G] = obj.evaluateF(z)
```

- Inputs -

z A parameter vector for the discretized problem (use e.g. `problem.zInitial`).

Method evaluateG `falcon.discretization.Trapezoidal`

Uses the given parameter vector `z` to evaluate the sparse gradient matrix of the discretized problem.

Keywords: Discretization Evaluate Gradient

- Syntax -

```
1 grad = obj.evaluateG(z)
```

- Inputs -

z A parameter vector for the discretized problem (use e.g. `problem.zInitial`).

Method evaluateJ `falcon.discretization.Trapezoidal`

Uses the parameter vector `z` to return the current cost functional.

Keywords: Discretization Evaluate Cost

- Syntax -

```
1 J = obj.evaluateJ(z)
```

- Inputs -

z A parameter vector for the discretized problem (use e.g. `problem.zInitial`).

5.14 `falcon.discretization.BackwardEuler`

Parent Classes: `falcon.discretization.DiscretizationMethod`

Methods

BackwardEuler (Constructor)

This class represents a backward Euler collocation method

> evaluateC

Evaluate the constraints of the optimal control problem

> evaluateF

Evaluate the residual vector of the problem for testing purposes.

> evaluateFandG

Evaluate the residual vector and gradient of the problem for testing purposes.

> evaluateG

Evaluate the gradient matrix of the problem for testing purposes.

> evaluateJ

Evaluate the cost function for the differential evolution.

Constructor `falcon.discretization.BackwardEuler`

Keywords: none

Method evaluateC `falcon.discretization.BackwardEuler`

Uses the parameter vector `z` to return the current constraints of the optimal control problem.

Keywords: Discretization Evaluate Constraint

- Syntax -

```
1 C = obj.evaluateC(z)
```

- Inputs -

z A parameter vector for the discretized problem (use e.g. `problem.zInitial`).

Method evaluateF `falcon.discretization.BackwardEuler`

Uses the given parameter vector `z` to evaluate the residual vector of the discretized problem.

Keywords: Discretization Evaluate Residual

- Syntax -

```
1 f = obj.evaluateF(z)
```

- Inputs -

z A parameter vector for the discretized problem (use e.g. `problem.zInitial`).

Method evaluateFandG `falcon.discretization.BackwardEuler`

Uses the given parameter vector `z` to evaluate the residual vector and gradient of the discretized problem.

Keywords: Discretization Evaluate Residual, Discretization Evaluate Gradient

- Syntax -

```
1 [F,G] = obj.evaluateF(z)
```

- Inputs -

z A parameter vector for the discretized problem (use e.g. `problem.zInitial`).

Method evaluateG *falcon.discretization.BackwardEuler*

Uses the given parameter vector `z` to evaluate the sparse gradient matrix of the discretized problem.

Keywords: Discretization Evaluate Gradient

- Syntax -

```
1 grad = obj.evaluateG(z)
```

- Inputs -

z A parameter vector for the discretized problem (use e.g. `problem.zInitial`).

Method evaluateJ *falcon.discretization.BackwardEuler*

Uses the parameter vector `z` to return the current cost functional.

Keywords: Discretization Evaluate Cost

- Syntax -

```
1 J = obj.evaluateJ(z)
```

- Inputs -

z A parameter vector for the discretized problem (use e.g. `problem.zInitial`).

5.15 *falcon.solver.ipopt*

Parent Classes: `falcon.solver.Optimizer`

Properties

- + **MU_STRATEGY_MONOTONE** (Constant, read-only, Default = `monotone`)
Identifier to set the mu strategy in `ipopt` to `monotone`.
- + **MU_STRATEGY_ADAPTIVE** (Constant, read-only, Default = `adaptive`)
Identifier to set the my strategy in `ipopt` to `adaptive`.
- + **IPOPToptionsOverride**
User-specified override options
- + **WarmStartBoundPush** (read-only, Default = `1e-15`)
`falcon.solver.ipopt/WarmStartBoundPush` is a property.

- + **WarmStartBoundFrac** (read-only, Default = 1e-15)
falcon.solver.ipopt/WarmStartBoundFrac is a property.
- + **WarmStartSlackBoundFrac** (read-only, Default = 1e-15)
falcon.solver.ipopt/WarmStartSlackBoundFrac is a property.
- + **WarmStartSlackBoundPush** (read-only, Default = 1e-15)
falcon.solver.ipopt/WarmStartSlackBoundPush is a property.
- + **WarmStartMultBoundPush** (read-only, Default = 1e-15)
falcon.solver.ipopt/WarmStartMultBoundPush is a property.
- + **WarmStartMultInitMax** (read-only, Default = 2e+20)
falcon.solver.ipopt/WarmStartMultInitMax is a property.
- + **BoundRelaxFactor** (read-only, Default = 0)
falcon.solver.ipopt/BoundRelaxFactor is a property.
- + **mu_init** (read-only, Default = 0.1)
falcon.solver.ipopt/mu_init is a property.
- + **mu_target** (read-only, Default = 0)
falcon.solver.ipopt/mu_target is a property.
- + **mu_min** (read-only, Default = 1e-11)
falcon.solver.ipopt/mu_min is a property.
- + **mu_max** (read-only, Default = 100000)
falcon.solver.ipopt/mu_max is a property.
- + **mu_max_fact** (read-only, Default = 1000)
falcon.solver.ipopt/mu_max_fact is a property.
- + **barrier_tol_factor** (read-only, Default = 1)
falcon.solver.ipopt/barrier_tol_factor is a property.
- + **mu_linear_decrease_factor** (read-only, Default = 0.2)
falcon.solver.ipopt/mu_linear_decrease_factor is a property.
- + **mu_superlinear_decrease_power** (read-only, Default = 1.5)
falcon.solver.ipopt/mu_superlinear_decrease_power is a property.
- + **bound_frac** (read-only, Default = 0.01)
falcon.solver.ipopt/bound_frac is a property.
- + **bound_push** (read-only, Default = 0.01)
falcon.solver.ipopt/bound_push is a property.
- + **slack_bound_frac** (read-only, Default = 0.01)
falcon.solver.ipopt/slack_bound_frac is a property.

- + **slack_bound_push** (read-only, Default = 0.01)
falcon.solver.ipopt/slack_bound_push is a property.
- + **bound_mult_init_val** (read-only, Default = 1)
falcon.solver.ipopt/bound_mult_init_val is a property.
- + **constr_mult_init_max** (read-only, Default = 1000)
falcon.solver.ipopt/constr_mult_init_max is a property.
- + **bound_mult_init_method** (read-only, Default = constant)
falcon.solver.ipopt/bound_mult_init_method is a property.
- + **LinearSolver** (read-only, Default = ma57)
The linear solver used with IPOPT.
- + **MuStrategy** (read-only, Default = adaptive)
The mu update strategy in IPOPT. Allowed values are given in the class constants MU_STRATEGY_MONOTONE and MU_STRATEGY_ADAPTIVE.
- + **MaxCPUtime** (read-only, Default = 1000000)
maximum cpu time in seconds
- + **CallsJ** (read-only, Default = 0)
The number of calls of the cost function
- + **CallsJgrad** (read-only, Default = 0)
The number of calls of the cost function gradient
- + **CallsGgrad** (read-only, Default = 0)
The number of calls of the constraint function gradient
- + **CallsG** (read-only, Default = 0)
The number of calls of the constraint function
- + **CallsH** (read-only, Default = 0)
The number of calls of the Hessian function
- + **userIterFunc** (read-only)
iteration function of user
- + **UserIterFuncIgnoreErrors** (read-only)
falcon.solver.ipopt/UserIterFuncIgnoreErrors is a property.
- + **Problem** (read-only)
The problem to be solved by this solver
- + **recalcZFVec** (read-only)
Flag to recalculate z and f vectors

+ Options

Struct keeping the main optimization options, being MajorOptTol, MinorOptTol, MajorFeasTol, MinorFeasTol, ComplTol, ActIdxTol, MajorIterLimit, MinorIterLimit, PrintLevel, OverwriteSol, needH, MCASamples, gPCOrder, sgrule, min_apprlevel.

+ OptimizationResults

A struct holding the optimization output from snopt

+ output

A struct holding the optimization output from ipopt

+ doSolverWarmStart

If solver is in WarmStart-mode or not.

Methods**ipopt** (Constructor)

Constructs a falcon.solver.ipopt object.

> AnalyzeSolverResult

Make some analysis on the (optimal) solver results.

> CheckKKT

Check the KKT conditions of the problem.

> chooseLinearSolver

set default linear solver according to user preferences and solver availability

> getPreferredLinearSolversAvailable

Identify which linear solvers from a list of known solvers are available in the active IPOpt distribution.

> isLinearSolverAvailable

Check if a given linear solver is available in the active IPOpt distribution by calling ipopt on a trivial sample problem.

> ParseConsoleOutput (Static)

Extract information on the iterations of the optimization from the console output created.

> setBarrierTolFactor

Factor for mu in barrier stop test.

> setFlagRecalculcZFVec

Set the flag to recalculate the optimization parameter and residual vector.

> setIterationFunction

Specify a function that is to be executed in every iteration.

- > **setLinearSolver**
Sets the linear solver used in ipopt.
- > **setMaximumCPUTime**
Sets the maximum cpu time (seconds) for ipopt. (<http://www.coin-or.org/Ipopt/documentation>).
- > **setMuInit**
Sets the initial mu value.
- > **setMuLinearDecreaseFactor**
Determines linear decrease rate of barrier parameter.
- > **setMuMax**
Sets the maximum mu value.
- > **setMuMaxFact**
Factor for initialization of maximum value for barrier parameter.
- > **setMuMin**
Sets the minimum mu value.
- > **setMuStrategy**
Sets the mu update strategy used in ipopt.
- > **setMuSuperLinearDecreaseFactor**
Determines superlinear decrease rate of barrier parameter.
- > **setMuTarget**
Sets the mu target value.
- > **setProblem**
Set the problem to be solved.
- > **setStandardStart**
Sets the standard bound and push start options.
- > **setWarmStart**
Sets the warm start feature of ipopt.
- > **Solve**
Solve the given optimal control problem using IPOPT
- > **WarmStart**
Continue solving the project starting from the last iterate.

Constructor *falcon.solver.ipopt*

Creates a new ipopt interface object used to numerically solve an optimal control problem. The problem can either directly be set, or can later be added using the method `setProblem`.

Keywords: Constructor Ipopt

- Syntax -

```

1 obj = ipopt()
2 obj = ipopt(Problem)

```

- Inputs -

Problem The problem to be solved using this numerical solver.

Method AnalyzeSolverResult `falcon.solver.ipopt`

This function makes some analysis on the (optimal) results from the solver. It specifically checks KKT conditions, constraint fulfillment, scalings,...

Keywords: Optimizer Checks Analyze

- Syntax -

```

1 obj.AnalyzeSolverResult()

```

- Name Value -

checkGradient Makes a gradient check by comparison to finite differences (default: false).

checkScaling Makes a scaling check (default: false).

doSimulation Simulate the problem with the optimal control history and find e.g., numerical instabilities or stiff integrations (default: false).

Method CheckKKT `falcon.solver.ipopt`

Calculate the Jacobian of the Lagrange function and extract the largest value. This is an approximate KKT condition check.

Keywords: Optimizer Checks KKT

- Syntax -

```

1 dLdz = obj.CheckKKT()
2 dLdz = obj.CheckKKT('Name', Value)

```

- Name Value -

lambda The multipliers for the constraints f in the problem. (default: the values from the optimal solution, if the problem was already solved.)

z1 The multipliers for the lower bounds of z . (default: the values from the optimal solution, if the problem was already solved.)

zu The multipliers for the upper bounds of z . (default: the values from the optimal solution, if the problem was already solved.)

mu The combined multipliers for the bounds of z : $\mu = -z1 + zu$. (default: the values from the optimal solution, if the problem was already solved.)

- Outputs -

dLdz The Jacobian of the Lagrange function with respect to the parameter vector z .

Method chooseLinearSolver [falcon.solver.ipopt](#)

Keywords: none

Method getPreferredLinearSolversAvailable [falcon.solver.ipopt](#)

Keywords: none

Method isLinearSolverAvailable [falcon.solver.ipopt](#)

Keywords: none

Method ParseConsoleOutput [falcon.solver.ipopt](#)

Parse the console output created by the optimization and automatically analyze it. The resulting data on the iteration history is returned in a struct.

Keywords: Ipopt Parser

- Syntax -

```
1 data = falcon.solver.ipopt.ParseConsoleOutput(str)
```

- Outputs -

data The data struct containing information about the iteration history while solving the problem.

Method setBarrierTolFactor [falcon.solver.ipopt](#)

The convergence tolerance for each barrier problem in the monotone mode is the value of the barrier parameter times "barrier tol factor". This option is also used in the adaptive mu strategy during the monotone mode. (This is kappa epsilon in implementation paper). The valid range for this real option is $0 < \text{barrier tol factor} < \text{inf}$ and its default value is 10.

Keywords: Ipopt Settings Mu Barrier Tolerance

- Syntax -

```
1 obj.setBarrierTolFactor(Value)
```

- Inputs -

Value The numerical barrier tolerance factor value

Method setFlagRecalculcZFVec *falcon.solver.ipopt*

When the flag is true, the z and f vectors are recalculated each time the solve command is invoked. This allows fast initial guess studies or different bounds. It should be noted that the general problem is not allowed to change.

Keywords: Optimizer RecalcZFFlag

- Syntax -

```
1 obj.setFlagRecalculcZFVec(flag)
```

- Inputs -

flag Flag to recalculate z and f vector (default: false).

Method setIterationFunction *falcon.solver.ipopt*

The given function is executed in every NLP iteration. By default, exceptions thrown by the iteration function are ignored, i.e. converted to warnings. Optionally, exceptions can be passed through to the user ('IgnoreErrors', false). The iteration function must accept three inputs:

Keywords: Ipopt Settings IterationFunction

- Syntax -

```
1 self.setIterationFunction(f)
2 self.setIterationFunction(f, 'IgnoreErrors', true/false)
```

nIter current iteration number.

J current cost function value.

problem the *falcon.Problem* instance. The iteration function provides a scalar logical output, that indicates if the solver should continue (true) or stop (false).

Method setLinearSolver *falcon.solver.ipopt*

Sets the linear solver used by ipopt to solve the NLP.

Keywords: Ipopt Settings Linear Solver

- Syntax -

```
1 obj.setLinearSolver(LinSolver)
```

- Inputs -

LinSolver A char specifying the linear solver. The default is ma57.

Method setMaximumCPUTime *falcon.solver.ipopt*

Sets the maximum cpu time in the ipopt instance used here.

Keywords: Ipopt Settings CPU Time

- Syntax -

```
1 obj.setMaximumCPUtime (Seconds)
```

- Inputs -

Seconds The maximum cpu time ipopt is allowed to use to solve the problem. Limit is checked during conversion check.

Method setMuInit *falcon.solver.ipopt*

Sets the initial mu value, i.e., the iteration start point.

Keywords: Ipopt Settings Mu Initial

- Syntax -

```
1 obj.setMuInit (Target)
```

- Inputs -

Target The numerical initial value

Method setMuLinearDecreaseFactor *falcon.solver.ipopt*

For the Fiacco-McCormick update procedure the new barrier parameter mu is obtained by taking the minimum of mu times "mu linear decrease factor" and mu"superlinear decrease power". (This is kappa mu in implementation paper.) This option is also used in the adaptive mu strategy during the monotone mode. The valid range for this real option is $0 < \text{mu linear decrease factor} < 1$ and its default value is 0.2.

Keywords: Ipopt Settings Mu Linear Decrease

- Syntax -

```
1 obj.setMuLinearDecreaseFactor (Value)
```

- Inputs -

Value The numerical linear barrier decrease value

Method setMuMax *falcon.solver.ipopt*

Sets the maximum mu value, i.e., the upper bound of the barrier parameter (mainly for adaptive strategies)

Keywords: Ipopt Settings Mu Maximum

- Syntax -

```
1 obj.setMuMax (Value)
```

- Inputs -

Value The numerical maximum value

Method setMuMaxFact *falcon.solver.ipopt*

This option determines the upper bound on the barrier parameter. This upper bound is computed as the average complementarity at the initial point times the value of this option. (Only used if option "mu strategy" is chosen as "adaptive".) The valid range for this real option is $0 < \text{mu max fact} < \text{inf}$ and its default value is 1000.

Keywords: Ipopt Settings Mu Maximum Factor

- Syntax -

```
1 obj.setMuMaxFact (Value)
```

- Inputs -

Value The numerical maximum factor value

Method setMuMin *falcon.solver.ipopt*

Sets the minimum mu value, i.e., the lower bound of the barrier parameter (mainly for adaptive strategies)

Keywords: Ipopt Settings Mu Minimum

- Syntax -

```
1 obj.setMuMin (Value)
```

- Inputs -

Value The numerical minimum value

Method setMuStrategy *falcon.solver.ipopt*

Sets the mu update strategy in the ipopt instance used here.

Keywords: Ipopt Settings Mu Strategy

- Syntax -

```
1 obj.setMuStrategy (Strategy)
```

- Inputs -

Strategy The mu update strategy to be used for solving the problem. Supported values can be found in the constants `MU_STRATEGY_MONOTONE` and `MU_STRATEGY_ADAPTIVE` in this class.

Method setMuSuperLinearDecreaseFactor *falcon.solver.ipopt*

For the Fiacco-McCormick update procedure the new barrier parameter mu is obtained by taking the minimum of mu times "mu linear decrease factor" and mu"superlinear decrease power". (This is theta mu in implementation paper.) This option is also used in the adaptive mu strategy during the monotone mode. The valid range for this real option is $1 < \text{mu superlinear decrease power} < 2$ and its default value is 1.5.

Keywords: Ipopt Settings Mu Superlinear Decrease

- Syntax -

```
1 obj.setMuSuperLinearDecreaseFactor (Value)
```

- Inputs -

Value The numerical superlinear barrier decrease value

Method setMuTarget *falcon.solver.ipopt*

Sets the mu target value, i.e., the value of that defines to which extend the complementary slackness conditions must be fulfilled to view a constraint as "fulfilled". A larger value leads to an easier to solve problem, but might be unphysical.

Keywords: Ipopt Settings Mu Target

- Syntax -

```
1 obj.setMuTarget (Target)
```

- Inputs -

Target The numerical target value

Method setProblem *falcon.solver.ipopt*

Sets the optimal control problem to be numerically solved using this solver.

Keywords: Optimizer Problem

- Syntax -

```
1 obj.setProblem (Problem)
```

- Inputs -

Problem The problem to be solved using this numerical solver.

Method setStandardStart *falcon.solver.ipopt*

Resets the values for the standard bound values in ipopt (default values as in ipopt manual).

Keywords: Ipopt Standard Start

- Syntax -

```
1 obj.setStandardStart ('Name', Value)
```

- Name Value -

bound_frac Desired minimum absolute distance from the initial point to bound (together with "bound push").

bound_push Desired minimum absolute distance from the initial point to bound (together with "bound frac").

slack_bound_frac Desired minimum relative distance from the initial slack to bound (together with "slack bound push").

slack_bound_push Desired minimum relative distance from the initial slack to bound (together with "slack bound frac").

bound_mult_init_val Initial value for the bound multipliers.

constr_mult_init_max Maximum allowed least-square guess of constraint multipliers.

bound_mult_init_method Initialization method for bound multipliers.

Method setWarmStart [falcon.solver.ipopt](#)

Enables or disables the warm start feature of IPOPT. Sets the flag to specify warm start bounds and relaxation.

Keywords: Ipopt Warm Start

- Syntax -

```
1 obj.setWarmStart(flag, 'Name', Value)
```

- Inputs -

flag A bool, enabling or disabling the warmstart feature of IPOPT.

- Name Value -

WarmStartBoundPush same as bound push for the regular initializer.

WarmStartBoundFrac same as bound frac for the regular initializer.

WarmStartSlackBoundFrac same as slack bound frac for the regular initializer.

WarmStartSlackBoundPush same as slack bound push for the regular initializer.

WarmStartMultBoundPush same as mult bound push for the regular initializer.

WarmStartMultInitMax Maximum initial value for the equality multipliers.

BoundRelaxFactor Factor for initial relaxation of the bounds.

mu_init Initial value for the barrier parameter.

Method Solve [falcon.solver.ipopt](#)

Solve the given optimal control problem numerically using the numerical solver ipopt.

Keywords: Ipopt Solve

- Syntax -

```

1 [z_opt, F_opt, status, lambda, mu, zl, zu] = obj.Solve()
2 [z_opt, F_opt, status, lambda, mu, zl, zu] = obj.Solve(zInitial)
3 [z_opt, F_opt, status, lambda, mu, zl, zu] = obj.Solve(..., 'Name',
    Value)

```

- Name Value -

zInitial The initial parameter vector to start the solution.

lambda The initial Lagrange multipliers

zl The initial multipliers for the lower constraints on the parameter vector z.

zu The initial multipliers for the upper constraints on the parameter vector z.

- Outputs -

z_opt If the problem converged, the optimal parameter vector for the problem, otherwise the current iterate.

F_opt If the problem converged, the optimal constraint vector for the problem, otherwise the current iterate.

status The status of the optimization. Contains the stopping criteria.

lambda If the problem converged, the optimal Lagrange multipliers for the constraints of problem, otherwise the current iterate.

mu If the problem converged, the optimal Lagrange multipliers for the box constraints on z of the problem, otherwise the current iterate.

zl If the problem converged, the optimal Lagrange multipliers for the lower bounds of the box constraints on z of the problem, otherwise the current iterate.

zu If the problem converged, the optimal Lagrange multipliers for the upper bounds of the box constraints on z of the problem, otherwise the current iterate.

IterationFunction The iteration function that should be called in each Ipopt iteration callback specified by the user. The function accepts three inputs and provides one output: function b = iterfunc(nIter, f, auxdata)

Method WarmStart *falcon.solver.ipopt*

Solve the given optimal control problem numerically using the numerical solver ipopt. The WarmStartMode of IPOPT is not changed within this function. Try changing `obj.setWarmStart()` to true in case you have problems warm starting the solver.

Keywords: Ipopt Warm Start

- Syntax -

```
1 [z_opt, F_opt, status, lambda, mu, z1, zu] = obj.WarmStart('Name',Value)
```

- Name Value -

zInitial Initial guess for the optimization variables.

lInitial Initial guess for the constraint multiplier.

z1Initial Initial guess for the lower bound multiplier of the optimization parameter.

zuInitial Initial guess for the upper bound multiplier of the optimization parameter.

zLowerBound Lower bounds on optimization variables.

zUpperBound Upper bounds on optimization variables.

- Outputs -

z_opt If the problem converged, the optimal parameter vector for the problem, otherwise the current iterate.

F_opt If the problem converged, the optimal constraint vector for the problem, otherwise the current iterate.

status The status of the optimization. Contains the stopping criteria.

lambda If the problem converged, the optimal Lagrange multipliers for the constraints of problem, otherwise the current iterate.

mu If the problem converged, the optimal Lagrange multipliers for the box constraints on z of the problem, otherwise the current iterate.

z1 If the problem converged, the optimal Lagrange multipliers for the lower bounds of the box constraints on z of the problem, otherwise the current iterate.

zu If the problem converged, the optimal Lagrange multipliers for the upper bounds of the box constraints on z of the problem, otherwise the current iterate.

IterationFunction The iteration function that should be called in each Ipopt iteration callback specified by the user. The function accepts three inputs and provides one output: function $b = \text{iterfunc}(nIter, f, \text{auxdata})$

5.16 Common Objectives and Constraints

Some common elements are very useful for various application problems. FALCON.m provides generic implementations of such components to make them more easily accessible. These features do not use the FALCON.m model builder infrastructure and are evaluated directly in MATLAB.

5.16.1 Linear Path Function

The `falcon.lib.SimpleLinearPathFunction` implements a path function (as generated by `falcon.PathConstraintBuilder`) of the form

$$r(t) = \mathbf{w}(t)^T (\mathbf{v}(t) - \mathbf{v}_0(t)) \quad (53)$$

where \mathbf{v} is a vector of states, controls, outputs and parameters, \mathbf{v}_0 is an offset vector and \mathbf{w} is a weight vector. The offset and weight vectors may vary over normalized time. The `evaluate()` method of the generated object can be added to a phase as a Lagrange cost term or a path constraint.

Create a linear path function (objective/constraint) of the form `value[m, i] = w[i] * (v[i] - v0[i])` with a vector of variables \mathbf{v} (including States, Controls, Parameters and Outputs in arbitrary order), offset vector \mathbf{v}_0 and weight vector \mathbf{w} ; the subscript i represents a sample index.

Keywords: none

- Syntax -

```
1 [ f ] = falcon.lib.SimpleLinearPathFunction(variables)
2 [ f ] = falcon.lib.SimpleLinearPathFunction(..., 'Name', Value)
```

- Inputs -

variables The vector of variables \mathbf{v} .

- Name Value -

Weight The weights corresponding to \mathbf{v} , specified either as a column vector \mathbf{w} with $w[i] = w$ for all i , or a matrix with varying weights, $\mathbf{W} = [w[1] \dots w[N]]$. Defaults to one.

Offset The offsets corresponding to \mathbf{v} , specified either as a column vector \mathbf{v}_0 with $v_0[i] = v_0$ for all i , or a matrix with varying offsets, $\mathbf{V}_0 = [v_0[1] \dots v_0[N]]$. Defaults to zero.

5.16.2 Quadratic Path Function

The `falcon.lib.SimpleQuadraticPathFunction` implements a path function (as generated by `falcon.PathConstraintBuilder`) of the form

$$r(t) = \frac{1}{2} (\mathbf{v}(t) - \mathbf{v}_0(t))^T \mathbf{W}(t) (\mathbf{v}(t) - \mathbf{v}_0(t)) \quad (54)$$

where \mathbf{v} is a vector of states, controls, outputs and parameters, \mathbf{v}_0 is an offset vector and \mathbf{W} is a weight matrix. The offset vector and weight matrix may vary over normalized time. The `evaluate()` method of the generated object can be added to a phase as a Lagrange cost term or a path constraint.

Create a quadratic path function (objective/constraint) of the form `value[i] = 0.5 * (v[i] - v0[i])' * W[i] * (v[i] - v0[i])` with a vector of variables \mathbf{v} (including States, Controls, Parameters and Outputs in arbitrary order), offset vector \mathbf{v}_0 and weight matrix \mathbf{W} ; the subscript i represents a sample index.

Keywords: none

- Syntax -

```

1 [ f ] = falcon.lib.SimpleQuadraticPathFunction(variables)
2 [ f ] = falcon.lib.SimpleQuadraticPathFunction(..., 'Name', Value)

```

- Inputs -

variables The vector of variables v .

- Name Value -

WeightMatrix The weights corresponding to v , specified either as a matrix W with $W[i] = W$ for all i , or a 3D array with varying weights, $W = \text{cat}(3, W[1], \dots, W[N])$. Defaults to identity.

Offset The offsets corresponding to v , specified either as a column vector v_0 with $v_0[i] = v_0$ for all i , or a matrix with varying offsets, $V_0 = [v_0[1] \dots v_0[N]]$. Defaults to zero.

NumSamples The number of samples N where i ranges from 1 to N . Defaults to the maximum number of columns of W and V_0 .

5.16.3 Linear Point Function

The `falcon.lib.SimpleLinearPointFunction` implements a point function (as generated by `falcon.PointConstraintBuilder`) of the form

$$r = \sum_i \mathbf{w}(t_i)^\top (\mathbf{v}(t_i) - \mathbf{v}_0(t_i)) \quad (55)$$

where \mathbf{v} is a vector of states, controls, outputs and parameters, \mathbf{v}_0 is an offset vector and \mathbf{w} is a weight vector. The offset and weight vectors may be given for multiple samples. The value is the sum of the terms from the samples t_i . The `evaluate()` method of the generated object can be added to a problem as a Mayer cost term or a point constraint.

Create a linear point function (objective/constraint) of the form `value = sum[i] (w[i] * (v[i] - v0[i]))` with a vector of variables v (including States, Controls, Parameters and Outputs in arbitrary order), offset vector v_0 and weight vector w ; the subscript i represents a sample index. The function accepts inputs from a single phase only. However, multiple samples from this phase may be used. Note: If the function is applied to multiple samples and v includes parameters, these are replicated to all samples. For example, given $v = [p]$ with a parameter p , constant weights $w[i] = w$ and offsets $v_0[i] = v_0 = [p_0]$ and N samples, the result is $N * w * (p - p_0)$.

Keywords: none

- Syntax -

```

1 [ f ] = falcon.lib.SimpleLinearPointFunction(variables)
2 [ f ] = falcon.lib.SimpleLinearPointFunction(..., 'Name', Value)

```

- Inputs -

variables The vector of variables v .

- Name Value -

Weight The weights corresponding to v , specified either as a column vector w with $w[i] = w$ for all i , or a matrix with varying weights, $W = [w[1] \dots w[N]]$. Defaults to one.

Offset The offsets corresponding to v , specified either as a column vector v_0 with $v_0[i] = v_0$ for all i , or a matrix with varying offsets, $V_0 = [v_0[1] \dots v_0[N]]$. Defaults to zero.

NumSamples The number of samples N where i ranges from 1 to N . Defaults to the maximum number of columns of W and V_0 .

5.16.4 Quadratic Point Function

The `falcon.lib.SimpleQuadraticPointFunction` implements a point function (as generated by `falcon.PointConstraintBuilder`) of the form

$$r = \frac{1}{2} (\mathbf{v}(t_i) - \mathbf{v}_0(t_i))^T \mathbf{W}(t_i) (\mathbf{v}(t_i) - \mathbf{v}_0(t_i)) \quad (56)$$

where \mathbf{v} is a vector of states, controls, outputs and parameters, \mathbf{v}_0 is an offset vector and \mathbf{W} is a weight matrix. The offset vector and weight matrix may be given for multiple samples. The value is the sum of the terms from the samples t_i . The `evaluate()` method of the generated object can be added to a problem as a Mayer cost term or a point constraint.

Create a quadratic point function (objective/constraint) of the form `value = 0.5 * sum[i]((v[i] - v0[i])' * W[i] * (v[i] - v0[i]))` with a vector of variables v (including States, Controls, Parameters and Outputs in arbitrary order), offset vector v_0 and weight matrix W ; the subscript i represents a sample index. The function accepts inputs from a single phase only. However, multiple samples from this phase may be used. Note: If the function is applied to multiple samples and v includes parameters, these are replicated to all samples. For example, given $v = [p]$ with a parameter p , constant weights $W[i] = W$ and offsets $v_0[i] = v_0 = [p_0]$ and N samples, the result is $N * (p - p_0)' * W * (p - p_0)$.

Keywords: none

- Syntax -

```
1 [ f ] = falcon.lib.SimpleQuadraticPointFunction(variables)
2 [ f ] = falcon.lib.SimpleQuadraticPointFunction(..., 'Name', Value)
```

- Inputs -

variables The vector of variables v .

- Name Value -

WeightMatrix The weights corresponding to v , specified either as a matrix W with $W[i] = W$ for all i , or a 3D array with varying weights, $W = \text{cat}(3, W[1], \dots, W[N])$. Defaults to identity.

Offset The offsets corresponding to v , specified either as a column vector $v0$ with $v0[i] = v0$ for all i , or a matrix with varying offsets, $V0 = [v0[1] \dots v0[N]]$. Defaults to zero.

NumSamples The number of samples N where i ranges from 1 to N . Defaults to the maximum number of columns of W and $V0$.

5.16.5 Rate Limit

The `falcon.lib.RateLimit` implements a simple finite-difference based rate limit of the form

$$\dot{\mathbf{u}}_{lb} \leq \frac{\mathbf{u}[k+1] - \mathbf{u}[k]}{t[k+1] - t[k]} \leq \dot{\mathbf{u}}_{ub} \quad (57)$$

where \mathbf{u} is a vector of *either* controls or states or outputs, $\dot{\mathbf{u}}_{lb} \leq \dot{\mathbf{u}}_{ub}$ are the lower and upper bounds on the rate, and k is the sample index in the time discretization. This rate limit provides a simple and efficient alternative to adding additional states in order to limit the rate of change of other signals. It is particularly well suited to imposing control rate limits.

Create a rate constraint of the form $du.lb \leq (u[k+1] - u[k]) / (t[k+1] - t[k]) \leq du.ub$ with a vector of variables u (States, Controls, and Outputs in arbitrary order); the subscript k represents a sample index. The generated object is automatically added as a point constraint upon construction. The function accepts inputs from a single phase only. Note that a rate limit within a phase does not prevent discontinuities across phase boundaries. To enforce a rate limit also across phase boundaries, ensure continuity of the relevant signals using a `falcon.lib.ContinuityConstraint` in addition to the `RateLimit`.

Keywords: none

- Syntax -

```
1 [ c ] = falcon.lib.RateLimit( signals, phase )
2 [ c ] = falcon.lib.RateLimit( ..., 'Name', Value )
```

- Inputs -

signals The relevant signals. All of these must have the same type (State/Control/-Parameter).

phase The phase where the rate limit is to be applied.

- Name Value -

NormalizedTime The samples to consider. Defaults to the state grid discretization of the given phase. Note that the finite difference approximation to the rates is not calculated at each sample, but between neighbouring samples. If the actual discretization of the relevant signals is finer than the samples given here, the rate limit refers to the average rate between the given samples, which is usually not intended.

Constraints The constraints, given either as a scalar (valid for all signals / all time steps), a vector (corresponding to the number of signals) or a matrix (number of signals by number of time steps). Defaults to autogenerated unbounded constraints.

5.16.6 Continuity Constraint

The `falcon.lib.ContinuityConstraint` imposes a simple C^0 continuity constraint on given signals at the boundaries of given phases. It is intended primarily for use as an auxiliary constraint to enforce a control rate limit across phase boundaries.

Create a point constraint that enforces continuity of the given signals at the boundaries between the given phases. It is assumed that the phases are connected in the given order, but this is neither checked nor required. To ensure continuity across a periodic boundary, pass the same phase twice. The generated object is automatically added as a point constraint upon construction. This constraint is particularly useful to guarantee the continuity of controls across phase boundaries. For state continuity, usually `falcon.Problem.ConnectPhases()` and `falcon.Problem.ConnectAllPhases()` are used.

Keywords: none

- Syntax -

```
1 [ c ] = falcon.lib.ContinuityConstraint( signals, phases )
```

- Inputs -

signals The relevant signals. All of these must have the same type (State/Control/Output).

phases The relevant phases. At least two phases are required; phases need not be unique, though they should be in most cases.

6 Parameter Estimation Using FALCON.m

The public version of FALCON.m includes an optimal control-based implementation of the Output Error Method [6, 5]. The theoretical background of this toolbox, some details of the implementation, as well as practical application examples can be found in the open-access publication [4].

The system identification is well-integrated into the original Falcon.m framework such that the interfaces are either the same or very similar. The FALCON.m package includes parameter estimation examples (in the folder `/Examples/ParameterEstimation`) which can be used as a reference for setting up a parameter estimation problem. This process includes setting up a linear or nonlinear model structure in the FALCON.m framework, casting the experiment data into FALCON.m experiments, selecting the FALCON.m setting and finally calling the selected solver to solve the problem and estimate the unknown parameters. We use the `B777Lat` example to demonstrate the structure of such a problem. The model structure and the script that builds the model for further use is stored in the `Model` subfolder. The model is built by calling the

buildB777LatModel.m script. Similar to the models used for optimal control, the build process involves generating C-code and subsequently MATLAB executables of the model functions. Besides the model function itself, executables are built for the model integration over time and also for the propagation of the sensitivity equations. The model system dynamics equation is implemented in B777LatSystemDynamic.m and the output equation is implemented in B777LatOutput.m. Both functions are called with the symbolic variables defined for the the system inputs, states, parameters, and outputs in the buildB777LatModel.m script:

```

1 mdl_build.addSubsystem(B777LatSystemDynamic,...
2   'Outputs', {'r_dot', 'beta_dot', 'p_dot', 'phi_dot'},...
3   'Inputs', {'r', 'beta', 'p', 'phi', ...
4   'xi', 'zeta', ...
5   'N_r', 'N_beta', 'N_p', 'N_xi', 'N_zeta', 'Y_r', 'Y_beta', 'Y_p',
6   'Y_xi', 'Y_zeta', 'L_r', 'L_beta', 'L_p', 'L_xi', 'L_zeta'});
7
8 mdl_build.addSubsystem(B777LatOutput, ...
9   'Outputs', {'y_r', 'y_beta', 'y_p', 'y_phi'},...
10  'Inputs', {'r', 'beta', 'p', 'phi', ...
11  'xi', 'zeta', ...
12  'N_r', 'N_beta', 'N_p', 'N_xi', 'N_zeta', 'Y_r', 'Y_beta', 'Y_p',
13  'Y_xi', 'Y_zeta', 'L_r', 'L_beta', 'L_p', 'L_xi', 'L_zeta'});

```

The B777Lat example includes a data generation script generateDataB777.m, which initializes the paths and also calls the buildB777LatModel.m script. Furthermore, the script simulates the model (via the already created MATLAB-Executable) using typical system identification scripts, and subsequently adds noise to the model outputs to generate virtual flight data. Initial values (here true values) of the model parameters are needed to simulate the model. The virtual data are then stored into FALCON.m experiments as in the example below:

```

1   iExp = iExp + 1;
2   t_end = 15;
3   t = 0:delta_t:t_end;
4
5   A = 0.3;
6   u = zeros(2, length(t));
7   u( 2, t>3 & t<=4.5) = A;
8   u( 2, t>4.5 & t<=6) = -A;
9
10  [~, y] = feval([func2str(modelFunc), '_sim'], t, x0, u, p);
11  z = y + NoiseCov.^0.5*randn(size(y));
12  for ii = 1:size(z,1)
13      z(ii, 1:NanPeriods(ii):end) = nan();
14  end
15
16  experiments(iExp) = falcon.parest.Experiment(t, u, t, z);
17  experiments(iExp).x0 = x0;
18  experiments(iExp).Tags.Direction = 'Lat';
19  experiments(iExp).Tags.Control = 'zeta';
20  experiments(iExp).Tags.Type = 'doublet';
21  experiments(iExp).Tags.Iteration = 1;
22  experiments(iExp).Tags.ExperimentNumber = iExp;

```

All of the experiments are then saved into a MATLAB file in the folder `Data` via the following command at the end of the script:

```
1 experiments.ToFile(fullfile(BasePath, 'Data', 'data_B777Lat.mat'))
```

The `main_estimateB777.m` script is where the main parameter estimation task takes place. In this script, symbolic variables for the states, parameters, outputs, and controls are defined which match the names used in the model. The user should also provide initial parameter values as seen in the example. Furthermore, the `FALCON.m` system identification framework allows for box constraints (upper and lower limits) to be considered for for each parameters using the `UpperBound` and `LowerBound` properties when defining the parameters for parameter estimation as in the example below. Parameters can also be set fixed (i.e. known) for the parameter estimation.

```
1 falcon.parest.Parameter('Y_beta', 'Value', -0.2462, 'Fixed', false,
    'UpperBound', 1, 'LowerBound', 0);...
```

The user can also set the the initial states (at the initial time point of the experiment) fixed or as free parameters to be estimated in addition to the aerodynamic parameters of the system as in the example below.

```
1 for iExp = experiments.'
2 %     % set selected ones fixed
3 %     iExp.x0.setFixed([...
4 %         false, ... % r
5 %         false, ... % beta
6 %         false, ... % p
7 %         false, ... % phi
8 %     ]);
9
10 % set all fixed
11 iExp.x0.setFixed(false);
12 end
```

In the next step, the parameter estimation problem is set up

```
1 % initialize problem
2 ParameterEstimationProblem = falcon.parest.Problem('B777LatEstimation');
3 % add model, states, controls, parameters, outputs
4 ParameterEstimationProblem.addModel( @B777Lat, IdParameters, states,
    controls, outputs );
```

based on the prepared model before and the experiments are added to it

```
1 ParameterEstimationProblem.addNewExperiment( experiments );
2 % generate initial guess for states
3 experiments.makeStateInitialGuess('simulate');
```

The next lines of code are specially important for solving the parameter estimation problem via the optimal control methods as described in [4]. The optimal control solution method replaces the integration of the states over time with full discretization. The state dynamics are enforced via a numerical integration scheme as equality constraints. Therefore, the optimal control solver requires an initialization for the state grid. The example demonstrates two options to generate state grid initial guesses, either by simulating the system (using initial parameter values) by the experiment inputs,

```

1 % generate initial guess for states
2 experiments.makeStateInitialGuess('simulate');

```

or by smoothing the experiment measurements (if available for all states) and inserting the measurement values into the state grids, as follows:

```

1 for iExp = experiments(:)
2     z = iExp.getMeasurementValues();
3     x = z{1};
4     for iX = 1:size(z{1}, 1)
5         x(iX, :) = smooth(x(iX, :), 20);
6     end
7
8     iExp.makeStateInitialGuess('set', x);
9 end

```

In the next step, the cost function can be chosen. The user can choose between the least squares cost function, the Maximum Likelihood cost (as described in [6]) or the modified Maximum Likelihood cost function (as described in [5]).

```

1 costfunction = falcon.parest.costfunction.MaximumLikelihood();
2 % costfunction = falcon.parest.costfunction.MaximumLikelihood_mod();
3 % costfunction = falcon.parest.costfunction.LeastSquares();

```

Different methods are also implemented for automatically scaling the cost function based on its value, or its gradient. The user can also manually choose a fixed scalar scaling. Furthermore, different sampling rates in the experiment data can be taken care of via the `CovarianceScalingMatrix` property.

Before choosing the solver and running the optimization, plots can be configured to visualize the model outputs at each optimization iteration. Furthermore, the initial parameter values can be improved by means of the Equation Error Method prior to parameter estimation via Output Error Method

```

1 %
2     ParameterEstimationProblem.improveInitialModelParameters('useInitialStateGuess',
3     'PrintLevel', 5);
4 ParameterEstimationProblem.improveInitialModelParameters('EEM',
5     'PrintLevel', 5);

```

In the next step, the user can choose the solver. `ipopt` should be chosen as the solver in order to use the optimal control-based approach for parameter estimation

```

1 optimizer = falcon.solver.ipopt();
2 ParameterEstimationProblem.Bake();

```

Levenberg-Marquart or the Gauss-Newton method can be selected, to apply the traditional single shooting parameter estimation approaches as described in [6, 5]

```

1 % % OptimizationStepAlgorithm = falcon.parest.optimization.GaussNewton;
2 OptimizationStepAlgorithm =
3     falcon.parest.optimization.LevenbergMarquardt;
4 optimizer = falcon.parest.solver(OptimizationStepAlgorithm);
5 % optimizer.ParEstSolverOptions.ParallelWorkers = 3;
6 optimizer.ParEstSolverOptions.ParallelProfile = 'local';

```

The method

```

1 ParameterEstimationProblem.computeParameterStatistics();

```


can be called upon solving the problem to compute the parameter covariance matrix. Finally, we plot the parameter estimation results in the example and save them to a Matlab file in the data folder

```
1 IdParameters.ToFile( fullfile( fileparts(which('data_B777Lat.mat')),
    'parameters_B777Lat') )
```

This section of the FALCON.m User Guide is still evolving and will include the detailed description of all of the released functionalities of the parameter estimation toolbox. In the meantime, you can reach out to us for any questions. We will do our best to support you via email or even short Zoom calls.

7 Derivative Construction

Why is the derivative generation necessary?

- FALCON.m uses gradient based optimization algorithms to solve the problems, therefore the gradient of the dynamic models, constraints and cost functions are required. To achieve this, models, constraints and cost functions are preprocessed to return derivatives together with the regular outputs. This preprocessing step is a unique feature that differentiates FALCON.m from many other tools and is also one of the main reasons why FALCON.m is very fast. FALCON.m handles all derivative generation automatically!
- FALCON.m can calculate first and second order derivatives either analytically or using finite differences. If the Symbolic Math Toolbox is not present, FALCON.m switches to compatibility mode (finite differences) automatically. However, dependent on the dynamic model or constraints, finite differences may be substantially slower.
- The generated models / constraints need to be evaluated many times. Therefore, for fast evaluation, FALCON.m generates C/C++ code which is compiled to a mex file to ensure fastest possible evaluation. In case the MATLAB Coder is not present, FALCON.m automatically switches to compatibility mode by evaluating the model / constraint within a for-loop. For complex dynamic models, the evaluation in a compiled mex file is substantially faster.
- After preprocessing, FALCON.m creates an additional MATLAB or mex file (dependent on the evaluation mode mex or matlab) in the current working directory. These files implement functions which are passed to the passed to FALCON.m in `problem.addNewPhase`, `phase.addNewPathFunction`, and so on.

Please note: In the quickstart example (see 3.3) not the preprocessed model but the MATLAB file containing the source model was given to the new phase. If this is the case, FALCON.m will automatically try to preprocess the given source file. **However, this method is recommended only if the optimal control problem is very simple.**

There are two main ways to preprocess the dynamic models / constraints and cost functions.

Function Mode In this case the dynamic model / constraint or cost function is defined by a single MATLAB source function. This is the preferred way and can be easily achieved. (usage of the Function Mode is described in section 7.1)

Subsystem Mode This mode is important especially for large dynamic models using analytic derivatives. If the model becomes very large, at some point, the Symbolic Math Toolbox cannot calculate the analytic derivatives anymore. Models become large if the differentiation takes longer than a minute (RULE OF THUMB!). The following properties define a "large" model / constraint if it contains:

- multiple matrix vector multiplications
- multiple high order polynomials
- non-continuities such as lookup tables

In this case, the dynamic model can usually be split into smaller subsystems which can be differentiated locally, giving the Subsystem Mode its name. (usage of the Subsystem Mode is described in section 7.2)

All models / constraints and cost functions are created using the builder classes in `FALCON.m`. These are

- `falcon.SimulationModelBuilder` for dynamic models
- `falcon.PathConstraintBuilder` for path constraints
- `falcon.PointConstraintBuilder` for point constraints and cost functions

In the following, the builder classes are explained in more detail. All builders support the function mode and the subsystem mode.

7.1 Function Mode

The function mode is invoked by passing the function handle to the builder in the constructor. See the documentation of Simulation Model Builder, Path Constraint Builder and Point Constraint Builder for more details.

7.2 System Mode

Large high fidelity models cannot be differentiated by the symbolic math toolbox directly. Therefore, `FALCON.m` offers the subsystem mode for model generation. The basic idea is that the user splits the dynamic model / constraint / cost function into simpler subsystems. The subsystems are implemented as MATLAB functions. `FALCON.m` will automatically create the derivatives for the whole model / constraint or cost function. In the following the principles of the subsystem mode and the method provided by the builder classes are described. Please note that for better understanding only the

basic principles are presented. See the actual documentation of the classes for detailed information.

For simplicity the explanation will be given with an application to a dynamic model in mind. All principles and methods described can be transferred to constraints and cost functions too.

7.2.1 Principles

Apart from the subsystems, the user needs to define how these are connected. In FALCON.m every signal / variable is represented by a string. For every variable available in the model, FALCON.m stores its size (scalar, row column vector or matrix).

```

1 states = [falcon.State('x'), falcon.State('y')];
2 controls = [falcon.Control('V'), falcon.Control('alpha')];
3
4 mdl = falcon.SimulationModelBuilder('name', states, controls);
5 mdl.addSubsystem(@myfunc,...           % Subsystem Function Handle
6   {'x', 'y', 'V', 'alpha'},...       % Inputs to Subsystem
7   {'xdot', 'ydot'})                 % Outputs of Subsystem
8 mdl.setStateDerivativeNames({'xdot', 'ydot'});
9 mdl.Build();

```

In the example above the states and controls are defined by an array of `falcon.State` and `falcon.Control` objects which are passed to the constructor of the `falcon.SimulationModel` instance. Within the builder all states and controls will be registered as individual available scalar variables. The user can now add an arbitrary number of subsystems to the model. For every subsystem the source function (function handle or anonymous function, first argument), input arguments (cell array of strings, second argument) and the output arguments (cell array of strings, third arguments) have to be specified. The method `setStateDerivativeNames` tells the builder which variables hold the state derivative information. Every construction is finalized by the `Build` command.

Parameters and Outputs are registered to the builder in the same way. Additionally, constants can be defined.

7.2.2 Constants

There are basically three ways how constants can be used in the subsystem mode.

addConstantInput This method of the builder instance adds an additional input to the model dynamics. The name as string as well as the size needs to be specified. Use this method if a constant in the model shall be changeable after the generation of the model derivatives.

addConstant This method adds an internal constant to the list of variable that cannot be altered after the construction of the model. The name as a string as well as the constant value needs to be provided. Use this method if a constant in the model shall be created which is reused in different subsystems.

Numeric Variable Apart from strings, subsystem inputs can also be numeric variables (scalar, vector or matrix). Use this feature if a constant input to a subsystem has

many zero entries. Thus, especially in the analytic derivative generation, the Symbolic Math Toolbox can highly optimize the code. See the builders `addSubsystem` method for more information.

7.2.3 Subsystems

Subsystems are added to a model using the `addSubsystem` method. A subsystem can be a

- function handle to a MATLAB function
- anonymous function handle

NOT supported are: MATLAB builtin functions, nested functions, local functions (e.g. below class definition). If you wish to use any of these function you can do so by wrapping it with an anonymous function handle.

During the build process `FALCON.m` creates the derivatives of the source functions. For every subsystem source function a fingerprint value (hash value) is generated. This speeds up the derivative generation process if a small change was made and the model is reconstructed. Subsystems that have not changed will not get their derivatives recalculated. The fingerprint is calculated only for the top-level function, meaning the function behind the function handle or anonymous functions. Any other subfunctions called by these are not taken into account. In order to force a new generation of the derivatives, delete the `fm_models` and `fm_constraints` folder in current working directory.

Derivative Subsystems can be used in case a function cannot be differentiated analytically (e.g. table data, minor discontinuities). Using the `addDerivativeSubsystem` method it is possible to add any kind of subsystem to the model. However, in this case the derivative need to be supplied by the user (e.g. using finite differences).

7.2.4 Variable Manipulation

It often occurs that a variable is available as a vector but individual values are required. On the other hand, sometimes variables need to be stiched together (e.g. to form a matrix or vector). For these cases, the subsystem derivative builder in `FALCON.m` offers two methods:

SplitVariable Splits a matrix or vector into subparts

CombineVariables Combines multiple variables into a single new variable.

7.2.5 Important Remarks

- The use of global variables in subsystems has not been tested throughoutly. After the built process it is very likely that global variable is no longer available within the subsystem.

7.3 Simulation Model Builder

Parent Classes: `falcon.core.builder.BaseBuilder`

Properties

- + **HasOutputs** (Dependent)
Flag if the Simulation Model has Outputs
- + **DERIVATIVE_ANALYTIC** (Constant, read-only, Default = analytic)
Flag for setting builder to analytic derivative mode.
- + **DERIVATIVE_FINITE_DIFFERENCE** (Constant, read-only, Default = finite_difference)
Flag for setting builder to finite difference derivative mode.
- + **EVALUATION_MEX** (Constant, read-only, Default = mex)
Flag for setting builder to mex evaluation mode.
- + **EVALUATION_MATLAB** (Constant, read-only, Default = matlab)
Flag for setting builder to matlab evaluation mode.
- + **EVALUATION_NONE** (Constant, read-only, Default = none)
Flag for setting builder to no evaluation mode. (No wrapper is created)
- + **TYPE_OUTPUT** (Constant, read-only, Default = OUTPUT)
`falcon.core.builder.BaseBuilder.TYPE_OUTPUT` is a property.
- + **TYPE_STATE** (Constant, read-only, Default = STATE)
`falcon.core.builder.BaseBuilder.TYPE_STATE` is a property.
- + **TYPE_CONTROL** (Constant, read-only, Default = CONTROL)
`falcon.core.builder.BaseBuilder.TYPE_CONTROL` is a property.
- + **TYPE_PARAMETER** (Constant, read-only, Default = PARAMETER)
`falcon.core.builder.BaseBuilder.TYPE_PARAMETER` is a property.
- + **TYPE_VALUE** (Constant, read-only, Default = VALUE)
`falcon.core.builder.BaseBuilder.TYPE_VALUE` is a property.
- + **TYPE_DISCRETE** (Constant, read-only, Default = DISCRETE)
`falcon.core.builder.BaseBuilder.TYPE_DISCRETE` is a property.
- + **TYPE_CONSTANT** (Constant, read-only, Default = CONSTANT)
`falcon.core.builder.BaseBuilder.TYPE_CONSTANT` is a property.
- + **ProjectName** (read-only)
Name of the model or function project
- + **SimpleFunctionHandle** (read-only)
Holds the handle if a single function is used to define the function or Model / Constraint or Cost

- + **OptimizeCode** (read-only)
Perform Code Optimization
- + **isBuilt** (read-only)
Flag that determined if the project was already build
- + **Handle** (Dependent)
Handle to the constructed model / constraint function.

Methods

SimulationModelBuilder (Constructor)
Class to construct dynamic models in falcon.

- > **addConstant**
Add a internal constant to the project
- > **addConstantInput**
Add a constant input to the dynamic model.
- > **addControl**
Add a control input to the model.
- > **addDerivativeSubsystem**
Add Subsystem which already provides derivatives to the project
- > **addOutput**
Add an output to the model.
- > **addParameter**
Add a parameter input to the model.
- > **addState**
Add a dynamic state to the model.
- > **addSubsystem**
Add Subsystem to the project to create its derivatives.
- > **addVariantSubsystem**
Add a variant subsystem.
- > **Build**
Builds the current project
- > **CheckDerivatives**
Check Derivatives of the generated project
- > **CombineVariables**
Combine multiple variables to a single variable

- > **getControlNames**
Get the names of all control inputs.
- > **getOutputNames**
Get the names of all model outputs.
- > **getParameterNames**
Get the names of all model parameters.
- > **getStateDerivativeNames**
Get the names of all model state derivatives.
- > **getStateNames**
Get the names of all model states.
- > **hasControl**
Check if the model has controls with the given names.
- > **hasOutput**
Check if the model has outputs with the given names.
- > **hasParameter**
Check if the model has parameters with the given names.
- > **hasState**
Check if the model has states with the given names.
- > **plot**
Visualize the model structure using `falcon.core.builder.ModelStructureVisualizer`
- > **setOutputs**
Set the output of the model
- > **setStateDerivativeNames**
Set the state derivative names used in subsystem mode.
- > **SimpleModeOutputVariableProcessing** (Static)
`falcon.core.builder.BaseBuilder.SimpleModeOutputVariableProcessing` is a function.
`arr = falcon.core.builder.BaseBuilder.SimpleModeOutputVariableProcessing(arr)`
- > **SplitVariable**
Split a single variable into multiple parts

Constructor

Keywords: Constructor Model Builder

- Syntax -

```

1 obj = falcon.SimulationModelBuilder(ProjectName, States)
2 obj = falcon.SimulationModelBuilder(ProjectName, States, Controls)
3 obj = falcon.SimulationModelBuilder(ProjectName, States, Controls,
   Parameters)
4 obj = falcon.SimulationModelBuilder(ProjectName, States, Controls,
   Parameters, Handle)
5 obj = falcon.SimulationModelBuilder(ProjectName, States, 'Name', Value)
6 obj = falcon.SimulationModelBuilder(..., 'Name', Value)

```

- Inputs -

ProjectName The name of the to be generated model. This is the filename of the generated model.

States State input of the model. Column vector of falcon.State objects or integer for number of states. States can also be added later using the addState() method.

Controls Control input of the model. Column vector of falcon.Control objects or integer for number of controls. Use [] or 0 to set no controls. The default is []. Controls can also be added later using the addControl() method.

Parameters Parameter input of the model. Column vector of falcon.Parameter objects or integer for number of parameters. Use [] or 0 to set no parameters. The default is []. Parameters can also be added later using the addParameter() method.

Handle Function Handle for models that are described using a single matlab function (Function Mode). Leave empty if you want to construct a model using subsystems (Subsystem Mode). (default: [])

- Name Value -

DerivativeMode Flag that defines if the derivatives are calculated using symbolic differentiation ('analytic') or using finite differences('finite_difference'). (default = 'analytic')

Optimize Set the Optimization option for symbolic differentiation. (Function Mode default=false, Subsystem Model default = true)

DoDependencyCheck Flag that enables a check if a subsystem is dependent on other subsystems. (default = false)

DerivativeOrder Set the order of the highest derivatives to generate (default = 1)

- Outputs -

obj The falcon.SimulationModelBuilder instance.

The models used in `falcon.SimulationModelBuilder` can be of the form

$$\dot{x} = f(x, u, p, c_1, c_2, \dots) \quad (58)$$

$$y = h(x, u, p, c_1, c_2, \dots) \quad (59)$$

where f implements the state derivatives \dot{x} and h additional model outputs y . The implementation of the model outputs is optional. c_1, \dots are additional constant inputs (see 7.3). Controls u , parameters p and constants c are optional and may not appear in the model interface. In this case the model dynamics simplifies to $f(x)$. However, the order of the model inputs must hold, e.g. $f(p, x)$ is not possible and has to be $f(x, p)$.

Method setOutputs

Set the size of outputs of the model. This information is used for the construction of the derivatives and wrapper file. In case of subsystem mode the actual names of the outputs have to be provided using `falcon.Output`. Outputs can also be added anytime using the `addOutput()` method.

Keywords: Model Builder Outputs

- Syntax -

```
1 obj.setOutputs(outputs)
```

- Inputs -

outputs numeric value specifying the number of outputs (simple mode only). Alternatively use `falcon.Output` column vector to set the size and names of outputs (required for subsystem mode).

Method addConstantInput

Additional constant inputs to the model / constraint can be set using this function. They will be added in order of occurrence after the main input sequence $f(x, u, p, c_1, c_2, \dots)$. These constant inputs can be set and changed externally and are not hard-coded. This makes testing different model types efficient. They must be added to the model in the problem using the `setConstant`-method and thus, only the size is specified here.

Keywords: Base Builder Constant Input

- Syntax -

```
1 obj.addConstantInput(Name)
2 obj.addConstantInput(Name, VariableSize, 'MultipleTimeEval', Value)
3 obj.addConstantInput(Name, VariableSize, 'MultipleTimeEval', Value)
4 obj.addConstantInput(.., 'Name', Value)
```

Name Name of input. (string)

VariableSize Either a numeric dimension $[m, n]$ (must be 1 by 2 row vector) or a cell array of string specifying multiple $[1, 1]$ entries to the model. This is the size used for each non-dimensional time step.

Method setStateDerivativeNames (Subsystem Mode)

This function sets the names of the state derivatives for the subsystem mode. These names are used to build the state derivatives correctly. It is recommended not to use this method in combination with the more recent addState() function.

Keywords: Model Builder Deriv Names

- Syntax -

```
1 obj.setStateDerivativeNames(names)
```

names cell array of strings or single string (one state dynamic models only)

Method addConstant (Subsystem Mode)

Set constant values in Subsystem Mode. Values are internal and cannot be influence from the outside. For additional inputs use the addConstantInput method. This method throws an error if called in Function Mode.

Keywords: Base Builder Constant

- Syntax -

```
1 obj.addConstant(Name, Value)
```

- Inputs -

Name Name of the constant. (string)

Value Value of the constant. (numeric, scalar, vector or matrix).

Method addSubsystem (Subsystem Mode)

Add a subsystem to the model / constraint.

Keywords: Base Builder Subsystem

- Syntax -

```
1 obj.addSubsystem(Subsys, Inputs, Outputs)
2 obj.addSubsystem(Subsys, 'Inputs', Inputs, 'Outputs', Outputs)
3 obj.addSubsystem(Subsys, \{matrix, 'varstr', \{'a','b';'c','d'\})
4 obj.addSubsystem(..., 'Name', Value)
```

- Inputs -

Subsys anonymous function, simple function handle or matlab.System class instance.

Inputs Input arguments cell array. Entries in the cell can either be numeric (scalar, vector, matrix), a variable string, cell array of variable strings (variables in cell array must be concatible).

Outputs Output arguments cell array. Entries in the cell can either be a variable string, a cell array of variable strings. In the latter case the size of the cell array must fit the output size. Additionally, a '' can be used to ignore an output.

- Name Value -

Optimize Flag that sets the optimization option for the derivative creation (analytic derivative mode only). (default = true)

Method addDerivativeSubsystem (Subsystem Mode)

Adds a subsystem to the subsystem chain of the project which already calculates derivatives. This enables the use of lookup tables or similar function in the subsystem chain. A function handle to the subsystem, inputs and outputs have to be specified. In case Name Value pairs are not set (OutputSizes) FALCON.m uses a nan call to the function to determine the output sizes, jacobian (and hessian) sparsity structure. If the function call cannot handle nan inputs, output sizes and sparsity patterns have to be provided.

Keywords: Base Builder Derivative Subsystem

- Syntax -

```
1 obj.addDerivativeSubsystem(Subsystem, Inputs, Outputs)
2 obj.addDerivativeSubsystem(Subsystem, 'Inputs', Inputs, 'Outputs',
    Outputs)
3 obj.addDerivativeSubsystem(..., 'Name', Value)
```

- Inputs -

Subsystem Must be a simple function handle (anonymous functions or matlab.System classes are not supported)

Inputs Input arguments cell array. Entries in the cell can either be numeric, a variable string, cell array of variable strings. Constant inputs (numeric, constant values) must not have their derivatives returned by the derivative subsystem.

Outputs Output arguments cell array. Entries in the cell can either be a variable string. Cell array of variable strings are not supported. Ignoring an output using '' is not supported.

- Name Value -

The following name value pairs are optional, but in case on is set the all relevant information has to be given.

OutputSizes The size of each output value.

OutputJacobianSparsity The sparsity pattern of the output jacobian given as a matrix of zeros and ones.

OutputHessianSparsity The sparsity pattern of the output hessian given as a matrix of zeros and ones.

Method addVariantSubsystem (Subsystem Mode)

A variant system switches between multiple functions according to the value of a variant control input (a scalar, discrete, non-derivative variable).

Keywords: Base Builder VariantSubsystem

- Syntax -

```
1 obj.addVariantSubsystem(variantSystemDefinition)
```

- Inputs -

variantSystemDefinition A `falcon.core.builder.VariantSystemDefinition` instance.

Method SplitVariable (Subsystem Mode)

Split large variables into smaller heaps. Since the method uses `mat2cell` internally the block structure and summation of rows and columns must fit. If the size of entries is the same as the size of the variable name, `rowsplit` and `colsplit` do not have to be provided. Otherwise the sum of `rowsplit` and sum of `colsplit` must fit the size of the variable name respectively. Not available in `SimpleMode`.

Keywords: Base Builder Variables Split

- Syntax -

```
1 obj.SplitVariable(name, entries)
2 obj.SplitVariable(name, entries, rowsplit, colsplit)
```

- Inputs -

name name of original variable

entries name of new entries, which is orientation sensitive.

rowsplit row distribution

colsplit column distribution

Method CombineVariables (Subsystem Mode)

Combine multiple variables to a single variable to simplify the construction code. Not available in `SimpleMode`.

Keywords: Base Builder Variables Combine

- Syntax -

```
1 obj.CombineVariables(name, vars)
```

- Inputs -

name Name of the new variable

vars Cell array of strings. `vars` is orientation sensitive, meaning `{'a', 'b', 'c'}` and `{'a'; 'b'; 'c'}` will create different variables. Variables must have a matching block structure (see `mat2cell`).

Method addState (Subsystem Mode)

Add one or more model states and the corresponding state derivative names. This allows you to conveniently define an integrator at any time during the model construction, instead of specifying all states in the SimulationModelBuilder constructor. Note: When using addState(), the derivative names are specified directly in the same function call, thus there is no need to call setStateDerivativeNames() anymore. If setStateDerivativeNames() is called anyway, the derivative names for all states need to be provided again. Therefore, it is recommended to use either the traditional setup method (specify states in the builder constructor, set the derivative names later), or the new, flexible addState() interface, but not both at the same time.

Keywords: none

- Syntax -

```
1 builder = builder.addState(states, derivatives)
```

- Inputs -

states cell string or falcon.State array

derivatives cell string

Method addControl (Subsystem Mode)

Add one or more control inputs to the model.

Keywords: none

- Syntax -

```
1 builder = builder.addControl(controls)
```

- Inputs -

controls cell string or falcon.Control array

Method addParameter (Subsystem Mode)

Add one or more parameter inputs to the model.

Keywords: none

- Syntax -

```
1 builder = builder.addParameter(parameters)
```

- Inputs -

parameters cell string or falcon.Parameter array

Method addOutput (Subsystem Mode)

Add one or more outputs to the model.

Keywords: none

- Syntax -

```
1 builder = builder.addOutput(outputs)
```

- Inputs -

outputs cell string or falcon.Output array

Method hasState (Subsystem Mode)

Keywords: none

- Syntax -

```
1 flags = builder.hasState()
```

- Inputs -

states cell string or falcon.State array

- Outputs -

flags logical array

Method hasControl (Subsystem Mode)

Keywords: none

- Syntax -

```
1 flags = builder.hasControl()
```

- Inputs -

controls cell string or falcon.Control array

- Outputs -

flags logical array

Method hasParameter (Subsystem Mode)

Keywords: none

- Syntax -

```
1 flags = builder.hasParameter()
```

- Inputs -

parameters cell string or falcon.Parameter array

- Outputs -

flags logical array

Method hasOutput (Subsystem Mode)

Keywords: none

- Syntax -

```
1 flags = builder.hasOutputs()
```

- Inputs -

outputs cell string or falcon.Output array

- Outputs -

flags logical array

Method getStateNames (Subsystem Mode)

Keywords: none

- Syntax -

```
1 names = builder.getStateNames()
```

- Outputs -

names cell string

Method getStateDerivativeNames (Subsystem Mode)

Keywords: none

- Syntax -

```
1 names = builder.getStateDerivativeNames()
```

- Outputs -

names cell string

Method getControlNames (Subsystem Mode)

Keywords: none

- Syntax -

```
1 names = builder.getControlNames()
```

- Outputs -

names cell string

Method getParameterNames (Subsystem Mode)

Keywords: none

- Syntax -

```
1 names = builder.getParameterNames()
```

- Outputs -

names cell string

Method getOutputNames (Subsystem Mode)

Keywords: none

- Syntax -

```
1 names = builder.getOutputNames()
```

- Outputs -

names cell string

Method Build

Builds the current project, which means the derivative function interface is constructed. Afterwards the evaluation function is created. Additional settings for the evaluation function can be set.

Keywords: Base Builder Build

- Syntax -

```
1 handle = obj.Build()
2 handle = obj.Build('Name', Value)
```

- Name Value -

EvaluationProvider text ('mex' generates a c++ mex file wrapper and mex function, 'matlab' creates a Matlab function, 'none' will prevent the construction of the evaluation wrapper; default='mex') or a `falcon.core.builder.DerivativeEvaluatorConfiguration` object.

MultiThreading Flag to compile the model with multi-threading (default: false)

OutputFolder Folder to which the compiled/generated model is going to be saved (default: pwd).

- Outputs -

handle see `get.Handle`. In case 'none' was chosen for the evaluation provider, handle is empty []

7.4 Path Constraint Builder

Parent Classes: `falcon.core.builder.BaseBuilder`

Properties

- + **DERIVATIVE_ANALYTIC** (Constant, read-only, Default = analytic)
Flag for setting builder to analytic derivative mode.
- + **DERIVATIVE_FINITE_DIFFERENCE** (Constant, read-only, Default = finite_difference)
Flag for setting builder to finite difference derivative mode.
- + **EVALUATION_MEX** (Constant, read-only, Default = mex)
Flag for setting builder to mex evaluation mode.
- + **EVALUATION_MATLAB** (Constant, read-only, Default = matlab)
Flag for setting builder to matlab evaluation mode.
- + **EVALUATION_NONE** (Constant, read-only, Default = none)
Flag for setting builder to no evaluation mode. (No wrapper is created)
- + **TYPE_OUTPUT** (Constant, read-only, Default = OUTPUT)
falcon.core.builder.BaseBuilder.TYPE_OUTPUT is a property.
- + **TYPE_STATE** (Constant, read-only, Default = STATE)
falcon.core.builder.BaseBuilder.TYPE_STATE is a property.
- + **TYPE_CONTROL** (Constant, read-only, Default = CONTROL)
falcon.core.builder.BaseBuilder.TYPE_CONTROL is a property.
- + **TYPE_PARAMETER** (Constant, read-only, Default = PARAMETER)
falcon.core.builder.BaseBuilder.TYPE_PARAMETER is a property.
- + **TYPE_VALUE** (Constant, read-only, Default = VALUE)
falcon.core.builder.BaseBuilder.TYPE_VALUE is a property.
- + **TYPE_DISCRETE** (Constant, read-only, Default = DISCRETE)
falcon.core.builder.BaseBuilder.TYPE_DISCRETE is a property.
- + **TYPE_CONSTANT** (Constant, read-only, Default = CONSTANT)
falcon.core.builder.BaseBuilder.TYPE_CONSTANT is a property.
- + **ProjectName** (read-only)
Name of the model or function project
- + **SimpleFunctionHandle** (read-only)
Holds the handle if a single function is used to define the function or Model / Constraint or Cost
- + **OptimizeCode** (read-only)
Perform Code Optimization
- + **isBuilt** (read-only)
Flag that determined if the project was already build
- + **Handle** (Dependent)
Handle to the constructed model / constraint function.

Methods

PathConstraintBuilder (Constructor)

Constructs analytic falcon.PathConstraintBuilder object for path constraint generation.

> **addConstant**

Add a internal constant to the project

> **addConstantInput**

Add a constant input to the dynamic model.

> **addDerivativeSubsystem**

Add Subsystem which already provides derivatives to the project

> **addSubsystem**

Add Subsystem to the project to create its derivatives.

> **addVariantSubsystem**

Add a variant subsystem.

> **Build**

Builds the current project

> **CheckDerivatives**

Check Derivatives of the generated project

> **CombineVariables**

Combine multiple variables to a single variable

> **plot**

Visualize the model structure using falcon.core.builder.ModelStructureVisualizer

> **setConstraintValueNames**

Set the constraint value names for subsystem mode.

> **SimpleModeOutputVariableProcessing** (Static)

falcon.core.builder.BaseBuilder.SimpleModeOutputVariableProcessing is a function.
arr = falcon.core.builder.BaseBuilder.SimpleModeOutputVariableProcessing(arr)

> **SplitVariable**

Split a single variable into multiple parts

Constructor

Keywords: Constructor Path Constraint

- Syntax -

```

1 obj = falcon.PathConstraintBuilder(Name, ModelOutputs)
2 obj = falcon.PathConstraintBuilder(Name, ModelOutputs, States)
3 obj = falcon.PathConstraintBuilder(Name, ModelOutputs, States, Controls)
4 obj = falcon.PathConstraintBuilder(Name, ModelOutputs, States,
   Controls, Parameters)
5 obj = falcon.PathConstraintBuilder(Name, ModelOutputs, States,
   Controls,
   Parameters, Handle)
6 obj = falcon.PathConstraintBuilder(Name, ModelOutputs, States, 'Name',
   Value)
7 obj = falcon.PathConstraintBuilder(..., 'Param', Value)

```

- Inputs -

Name The name of the to be generated constraint.

ModelOutputs Output input for the constraint. Column vector of falcon.Constraints or integer for number of outputs.

States State input for the constraint. Column vector of falcon.States or integer for number of states. Use [] to set no states. (default: [])

Controls Control input for the constraint. Column vector of falcon.Controls or integer for number of controls. Use [] to set no controls. (default: [])

Parameters Parameter input for the constraint. Column vector of falcon.Parameters or integer for number of parameters. Use [] to set no parameters. (default: [])

Handle Function Handle for constraint that are described using a single function. Use [] if you want to construct a constraint using subsystems. (default: [])

The path constraints used in `falcon.PathConstraintBuilder` can be of the form

$$g(y, x, u, p, c_1, c_2, \dots) \quad (60)$$

Please note the following:

- All inputs of g are optional (outputs y , states x , controls u , parameters p and constant inputs c_1, \dots). However, at least one of them has to enter the dynamic path constraint and the order has to be fulfilled. (e.g. $g(p, y)$ is not possible).
- Normally, path constraint do not require all outputs, states, controls and parameters. Therefore, only the `falcon.Constraint`, `falcon.State`, `falcon.Control` and `falcon.Parameter` objects that are required in the path function need to be specified. During optimization, FALCON.m automatically, extracts the correct values from the optimal control problem. If just the number of e.g. outputs is specified, the number must be the same as the number of outputs of the dynamic model.
- Additional constant inputs can be specified using as described in [7.2.2](#).

Method addConstantInput

Additional constant inputs to the model / constraint can be set using this function. They will be added in order of occurrence after the main input sequence $f(x,u,p,c1,c2,\dots)$. These constant inputs can be set and changed externally and are not hard-coded. This makes testing different model types efficient. They must be added to the model in the problem using the setConstant-method and thus, only the size is specified here.

Keywords: Base Builder Constant Input

- Syntax -

```
1 obj.addConstantInput (Name)
2 obj.addConstantInput (Name, VariableSize, 'MultipleTimeEval',Value)
3 obj.addConstantInput (Name, VariableSize, 'MultipleTimeEval',Value)
4 obj.addConstantInput (... , 'Name',Value)
```

Name Name of input. (string)

VariableSize Either a numeric dimension [m,n] (must be 1 by 2 row vector) or a cell array of string specifying multiple [1,1] entries to the model. This is the size used for each non-dimensional time step.

Method addConstant (Subsystem Mode)

Set constant values in Subsystem Mode. Values are internal and cannot be influence from the outside. For additional inputs use the addConstantInput method. This method throws an error if called in Function Mode.

Keywords: Base Builder Constant

- Syntax -

```
1 obj.addConstant (Name, Value)
```

- Inputs -

Name Name of the constant. (string)

Value Value of the constant. (numeric, scalar, vector or matrix).

Method addSubsystem (Subsystem Mode)

Add a subsystem to the model / constraint.

Keywords: Base Builder Subsystem

- Syntax -

```
1 obj.addSubsystem (Subsys, Inputs, Outputs)
2 obj.addSubsystem (Subsys, 'Inputs', Inputs, 'Outputs', Outputs)
3 obj.addSubsystem (Subsys, \{matrix, 'varstr', \{'a','b';'c','d'\}\})
4 obj.addSubsystem (... , 'Name', Value)
```

- Inputs -

Subsys anonymous function, simple function handle or matlab.System class instance.

Inputs Input arguments cell array. Entries in the cell can either be numeric (scalar, vector, matrix), a variable string, cell array of variable strings (variables in cell array must be concatable).

Outputs Output arguments cell array. Entries in the cell can either be a variable string, a cell array of variable strings. In the latter case the size of the cell array must fit the output size. Additionally, a '' can be used to ignore an output.

- Name Value -

Optimize Flag that sets the optimization option for the derivative creation (analytic derivative mode only). (default = true)

Method addDerivativeSubsystem (Subsystem Mode)

Adds a subsystem to the subsystem chain of the project which already calculates derivatives. This enables the use of lookup tables or similar function in the subsystem chain. A function handle to the subsystem, inputs and outputs have to be specified. In case Name Value pairs are not set (OutputSizes) FALCON.m uses a nan call to the function to determine the output sizes, jacobian (and hessian) sparsity structure. If the function call cannot handle nan inputs, output sizes and sparsity patterns have to be provided.

Keywords: Base Builder Derivative Subsystem

- Syntax -

```

1 obj.addDerivativeSubsystem(Subsystem, Inputs, Outputs)
2 obj.addDerivativeSubsystem(Subsystem, 'Inputs', Inputs, 'Outputs',
   Outputs)
3 obj.addDerivativeSubsystem(..., 'Name', Value)

```

- Inputs -

Subsystem Must be a simple function handle (anonymous functions or matlab.System classes are not supported)

Inputs Input arguments cell array. Entries in the cell can either be numeric, a variable string, cell array of variable strings. Constant inputs (numeric, constant values) must not have their derivatives returned by the derivative subsystem.

Outputs Output arguments cell array. Entries in the cell can either be a variable string. Cell array of variable strings are not supported. Ignoring an output using '' is not supported.

- Name Value -

The following name value pairs are optional, but in case on is set the all relevant information has to be given.

OutputSizes The size of each output value.

OutputJacobianSparsity The sparsity pattern of the output jacobian given as a matrix of zeros and ones.

OutputHessianSparsity The sparsity pattern of the output hessian given as a matrix of zeros and ones.

Method addVariantSubsystem (Subsystem Mode)

A variant system switches between multiple functions according to the value of a variant control input (a scalar, discrete, non-derivative variable).

Keywords: Base Builder VariantSubsystem

- Syntax -

```
1 obj.addVariantSubsystem(variantSystemDefinition)
```

- Inputs -

variantSystemDefinition A falcon.core.builder.VariantSystemDefinition instance.

Method setConstraintValueNames (Subsystem Mode)

In case of subsystem mode, the names of the constraint values need to be provided to determine the output values of the constraint.

Keywords: Path Constraint Constraint Names

- Syntax -

```
1 obj.setConstraintValueNames(\{cell array of strings\})
2 obj.setConstraintValueNames('name1', 'name2', ...)
```

- Inputs -

Names Cell array of strings or the names as individual inputs. A single name can be passed as a string.

Method SplitVariable (Subsystem Mode)

Split large variables into smaller heaps. Since the method uses `mat2cell` internally the block structure and summation of rows and columns must fit. If the size of entries is the same as the size of the variable name, `rowsplit` and `colsplit` do not have to be provided. Otherwise the sum of `rowsplit` and sum of `colsplit` must fit the size of the variable name respectively. Not available in SimpleMode.

Keywords: Base Builder Variables Split

- Syntax -

```

1 obj.SplitVariable(name, entries)
2 obj.SplitVariable(name, entries, rowsplit, colsplit)

```

- Inputs -

name name of original variable

entries name of new entries, which is orientation sensitive.

rowsplit row distribution

colsplit column distribution

Method CombineVariables (Subsystem Mode)

Combine multiple variables to a single variable to simplify the construction code. Not available in SimpleMode.

Keywords: Base Builder Variables Combine

- Syntax -

```

1 obj.CombineVariables(name, vars)

```

- Inputs -

name Name of the new variable

vars Cell array of strings. vars is orientation sensitive, meaning {'a', 'b', 'c'} and {'a'; 'b'; 'c'} will create different variables. Variables must have a matching block structure (see mat2cell).

Method Build

Builds the current project, which means the derivative function interface is constructed. Afterwards the evaluation function is created. Additional settings for the evaluation function can be set.

Keywords: Base Builder Build

- Syntax -

```

1 handle = obj.Build()
2 handle = obj.Build('Name', Value)

```

- Name Value -

EvaluationProvider text ('mex' generates a c++ mex file wrapper and mex function, 'matlab' creates a Matlab function, 'none' will prevent the construction of the evaluation wrapper; default='mex') or a falcon.core.builder.DerivativeEvaluatorConfiguration object.

MultiThreading Flag to compile the model with multi-threading (default: false)

OutputFolder Folder to which the compiled/generated model is going to be saved (default: pwd).

- Outputs -

handle see get.Handle. In case 'none' was chosen for the evaluation provider, handle is empty []

7.5 Point Constraint Builder

Parent Classes: falcon.core.builder.BaseBuilder

Properties

- + **DERIVATIVE_ANALYTIC** (Constant, read-only, Default = analytic)
Flag for setting builder to analytic derivative mode.
- + **DERIVATIVE_FINITE_DIFFERENCE** (Constant, read-only, Default = finite_difference)
Flat for setting builder to finite difference derivative mode.
- + **EVALUATION_MEX** (Constant, read-only, Default = mex)
Flag for settin builder to mex evaluation mode.
- + **EVALUATION_MATLAB** (Constant, read-only, Default = matlab)
Flag for setting builder to matlab evaluation mode.
- + **EVALUATION_NONE** (Constant, read-only, Default = none)
Flag for setting builder to no evaluation mode. (No wrapper is created)
- + **TYPE_OUTPUT** (Constant, read-only, Default = OUTPUT)
falcon.core.builder.BaseBuilder.TYPE_OUTPUT is a property.
- + **TYPE_STATE** (Constant, read-only, Default = STATE)
falcon.core.builder.BaseBuilder.TYPE_STATE is a property.
- + **TYPE_CONTROL** (Constant, read-only, Default = CONTROL)
falcon.core.builder.BaseBuilder.TYPE_CONTROL is a property.
- + **TYPE_PARAMETER** (Constant, read-only, Default = PARAMETER)
falcon.core.builder.BaseBuilder.TYPE_PARAMETER is a property.
- + **TYPE_VALUE** (Constant, read-only, Default = VALUE)
falcon.core.builder.BaseBuilder.TYPE_VALUE is a property.
- + **TYPE_DISCRETE** (Constant, read-only, Default = DISCRETE)
falcon.core.builder.BaseBuilder.TYPE_DISCRETE is a property.
- + **TYPE_CONSTANT** (Constant, read-only, Default = CONSTANT)
falcon.core.builder.BaseBuilder.TYPE_CONSTANT is a property.
- + **ProjectName** (read-only)
Name of the model or function project

- + **SimpleFunctionHandle** (read-only)
Holds the handle if a single function is used to define the function or Model / Constraint or Cost
- + **OptimizeCode** (read-only)
Perform Code Optimization
- + **isBuilt** (read-only)
Flag that determined if the project was already build
- + **Handle** (Dependent)
Handle to the constructed model / constraint function.

Methods

PointConstraintBuilder (Constructor)

Class to construct point constraints with derivatives in FALCON.m.

- > **addConstant**
Add a internal constant to the project
- > **addConstantInput**
Add a constant input to the dynamic model.
- > **addDerivativeSubsystem**
Add Subsystem which already provides derivatives to the project
- > **addPhaseInput**
Add a new phase input to the point constraint
- > **addSubsystem**
Add Subsystem to the project to create its derivatives.
- > **addVariantSubsystem**
Add a variant subsystem.
- > **Build**
Builds the current project
- > **CheckDerivatives**
Check Derivatives of the generated project
- > **CombineVariables**
Combine multiple variables to a single variable
- > **plot**
Visualize the model structure using `falcon.core.builder.ModelStructureVisualizer`
- > **setConstraintValueNames**
Set the constraint value names for subsystem mode.

> setParameters

Sets the parameter objects entering the point constraint.

> SimpleModeOutputVariableProcessing (Static)

falcon.core.builder.BaseBuilder.SimpleModeOutputVariableProcessing is a function.
arr = falcon.core.builder.BaseBuilder.SimpleModeOutputVariableProcessing(arr)

> SplitVariable

Split a single variable into multiple parts

Constructor

This class prepares the a point constraint for the use in FALCON.m. It calculates the derivatives fully automatically. Two versions are supplied, the Function Mode and the Subsystem Mode.

Keywords: Constructor Point Constraint

- Syntax -

```
1 obj = falcon.PointConstraintBuilder(ProjectName)
2 obj = falcon.PointConstraintBuilder(ProjectName, Handle)
3 obj = falcon.PointConstraintBuilder(ProjectName, Handle, 'Name', Value)
```

- Inputs -

ProjectName The name of the generated constraint. This is the filename of the created constraint.

Handle Function Handle for constraints that are described using a single matlab function (Function Mode). Leave empty if you want to construct a model using subsystems (Subsystem Mode). (default: [])

- Name Value -

DerivativeMode Flag that defines if the derivatives are calculated using symbolic differentiation ('analytic') or using finite differences('finite_difference'). (default = 'analytic')

Optimize Set the Optimization option for symbolic differentiation. (Function Mode default=false, Subsystem Model default = true)

DoDependencyCheck Flag that enables a check if a subsystem is dependent on other subsystems. (default = false)

DerivativeOrder Set the order of the highest derivatives to generate (default = 1)

- Outputs -

obj The falcon.PointConstraintBuilder instance.

Method addPhaseInput

This method adds a new set of inputs to the point constraints that belong to a phase. All inputs are optional but at least one of the outputs / states / controls need to be set. For each phase input block it can be specified how many input time steps will be expected (default = 1).

Keywords: Point Constraint Phase Input

- Syntax -

```
1 obj.addPhaseInput (Outputs, States, Controls, NumberOfTimeSteps)
2 obj.addPhaseInput (NumOutputs, NumStates, NumControls, NumberOfTimeSteps)
3 obj.addPhaseInput (States)
```

Number of objects If the number of the objects and not the actual objects are specified, then two conditions apply. The number of objects must be the same as the number of objects in the phase. Additionally, the order of the outputs, states, controls, timesteps arguments must be kept. This is true if at least one output, state or control is specified using the number.

Order of objects In Function mode the order of the phase inputs specified is used to call the function handle. Thus it is possible to define a phase inputs in e.g. the following way: `obj.addPhaseInput(states(1), outputs(2), states(2:4), 3)` where there will be three inputs and the states are distributed into two separate inputs.

Basic Idea In cases where the last syntax is used the point constraint is always added with exactly a single time step. It is important to note that at this stage it is not necessary (nor is it possible) to define the exact phase and normalized time that the phase input comes from. This is only possible (and mandatory) when adding the constraint to the problem. Thus, the constraint can be used modular within the problem.

- Inputs -

Outputs Array of `falcon.Output` objects or number of output expected to enter the point constraint. Specifying the input using a number is only available in Function Mode. Additionally, the number of outputs must match the number of model outputs in the phase. (default = no outputs)

States Array of `falcon.State` objects or number of states expected to enter the point constraint. Specifying the input using a number is only available in Function Model. Additionally, the number of states must match the number of states in the phase. (default = no states)

Controls Array of `falcon.Control` objects or number of controls expected to enter the point constraint. Specifying the input using a number is only available in Function Mode. Additionally, the number of controls must match the number of model outputs in the phase. (default = no controls)

NumberOfTimeSteps The number of time steps the phase input has. Here only the time steps and thus the size is specified. Which times are given to the point constraint is specified in `falcon.Problem.addNewPointConstraint`.

Method `setParameters`

Set the parameter required by the constraint to calculate its values. Only call this method if the constraint requires parameters.

Keywords: Point Constraint Parameter Names

- Syntax -

```
1 obj.setParameters(Parameters)
```

- Inputs -

Parameters Array of `falcon.Parameter` objects or number of parameters (Function Mode only).

Method `addConstantInput`

Additional constant inputs to the model / constraint can be set using this function. They will be added in order of occurrence after the main input sequence $f(x,u,p,c_1,c_2,\dots)$. These constant inputs can be set and changed externally and are not hard-coded. This makes testing different model types efficient. They must be added to the model in the problem using the `setConstant`-method and thus, only the size is specified here.

Keywords: Base Builder Constant Input

- Syntax -

```
1 obj.addConstantInput(Name)
2 obj.addConstantInput(Name, VariableSize, 'MultipleTimeEval', Value)
3 obj.addConstantInput(Name, VariableSize, 'MultipleTimeEval', Value)
4 obj.addConstantInput(.., 'Name', Value)
```

Name Name of input. (string)

VariableSize Either a numeric dimension $[m,n]$ (must be 1 by 2 row vector) or a cell array of string specifying multiple $[1,1]$ entries to the model. This is the size used for each non-dimensional time step.

Method `addConstant (Subsystem Mode)`

Set constant values in Subsystem Mode. Values are internal and cannot be influence from the outside. For additional inputs use the `addConstantInput` method. This method throws an error if called in Function Mode.

Keywords: Base Builder Constant

- Syntax -

```
1 obj.addConstant (Name, Value)
```

- Inputs -

Name Name of the constant. (string)

Value Value of the constant. (numeric, scalar, vector or matrix).

Method addSubsystem (Subsystem Mode)

Add a subsystem to the model / constraint.

Keywords: Base Builder Subsystem

- Syntax -

```
1 obj.addSubsystem (Subsys, Inputs, Outputs)
2 obj.addSubsystem (Subsys, 'Inputs', Inputs, 'Outputs', Outputs)
3 obj.addSubsystem (Subsys, \{matrix, 'varstr', \{'a', 'b'; 'c', 'd'\})
4 obj.addSubsystem (., 'Name', Value)
```

- Inputs -

Subsys anonymous function, simple function handle or matlab.System class instance.

Inputs Input arguments cell array. Entries in the cell can either be numeric (scalar, vector, matrix), a variable string, cell array of variable strings (variables in cell array must be concatible).

Outputs Output arguments cell array. Entries in the cell can either be a variable string, a cell array of variable strings. In the latter case the size of the cell array must fit the output size. Additionally, a '' can be used to ignore an output.

- Name Value -

Optimize Flag that sets the optimization option for the derivative creation (analytic derivative mode only). (default = true)

Method addDerivativeSubsystem (Subsystem Mode)

Adds a subsystem to the subsystem chain of the project which already calculates derivatives. This enables the use of lookup tables or similar function in the subsystem chain. A function handle to the subsystem, inputs and outputs have to be specified. In case Name Value pairs are not set (OutputSizes) FALCON.m uses a nan call to the function to determine the output sizes, jacobian (and hessian) sparsity structure. If the function call cannot handle nan inputs, output sizes and sparsity patterns have to be provided.

Keywords: Base Builder Derivative Subsystem

- Syntax -

```

1 obj.addDerivativeSubsystem(Subsystem, Inputs, Outputs)
2 obj.addDerivativeSubsystem(Subsystem, 'Inputs', Inputs, 'Outputs',
    Outputs)
3 obj.addDerivativeSubsystem(..., 'Name', Value)

```

- Inputs -

Subsystem Must be a simple function handle (anonymous functions or matlab.System classes are not supported)

Inputs Input arguments cell array. Entries in the cell can either be numeric, a variable string, cell array of variable strings. Constant inputs (numeric, constant values) must not have their derivatives returned by the derivative subsystem.

Outputs Output arguments cell array. Entries in the cell can either be a variable string. Cell array of variable strings are not supported. Ignoring an output using '' is not supported.

- Name Value -

The following name value pairs are optional, but in case on is set the all relevant information has to be given.

OutputSizes The size of each output value.

OutputJacobianSparsity The sparsity pattern of the output jacobian given as a matrix of zeros and ones.

OutputHessianSparsity The sparsity pattern of the output hessian given as a matrix of zeros and ones.

Method addVariantSubsystem (Subsystem Mode)

A variant system switches between multiple functions according to the value of a variant control input (a scalar, discrete, non-derivative variable).

Keywords: Base Builder VariantSubsystem

- Syntax -

```

1 obj.addVariantSubsystem(variantSystemDefinition)

```

- Inputs -

variantSystemDefinition A falcon.core.builder.VariantSystemDefinition instance.

Method setConstraintValueNames (Subsystem Mode)

In case of subsystem mode, the names of the constraint values need to be provided to determine the output values of the constraint.

Keywords: Point Constraint Constraint Names

- Syntax -

```

1 obj.setConstraintValueNames(\{cell array of strings\})
2 obj.setConstraintValueNames('name1', 'name2', ...)

```

- Inputs -

Names Cell array of strings or the names as individual inputs. A single name can be passed as a string.

Method SplitVariable (Subsystem Mode)

Split large variables into smaller heaps. Since the method uses `mat2cell` internally the block structure and summation of rows and columns must fit. If the size of entries is the same as the size of the variable name, `rowsplit` and `colsplit` do not have to be provided. Otherwise the sum of `rowsplit` and sum of `colsplit` must fit the size of the variable name respectively. Not available in `SimpleMode`.

Keywords: Base Builder Variables Split

- Syntax -

```

1 obj.SplitVariable(name, entries)
2 obj.SplitVariable(name, entries, rowsplit, colsplit)

```

- Inputs -

name name of original variable

entries name of new entries, which is orientation sensitive.

rowsplit row distribution

colsplit column distribution

Method CombineVariables (Subsystem Mode)

Combine multiple variables to a single variable to simplify the construction code. Not available in `SimpleMode`.

Keywords: Base Builder Variables Combine

- Syntax -

```

1 obj.CombineVariables(name, vars)

```

- Inputs -

name Name of the new variable

vars Cell array of strings. `vars` is orientation sensitive, meaning {'a', 'b', 'c'} and {'a'; 'b'; 'c'} will create different variables. Variables must have a matching block structure (see `mat2cell`).

Method Build

Builds the current project, which means the derivative function interface is constructed. Afterwards the evaluation function is created. Additional settings for the evaluation function can be set.

Keywords: Base Builder Build

- Syntax -

```
1 handle = obj.Build()
2 handle = obj.Build('Name', Value)
```

- Name Value -

EvaluationProvider text ('mex' generates a c++ mex file wrapper and mex function, 'matlab' creates a Matlab function, 'none' will prevent the construction of the evaluation wrapper; default='mex') or a `falcon.core.builder.DerivativeEvaluatorConfiguration` object.

MultiThreading Flag to compile the model with multi-threading (default: false)

OutputFolder Folder to which the compiled/generated model is going to be saved (default: pwd).

- Outputs -

handle see `get.Handle`. In case 'none' was chosen for the evaluation provider, handle is empty []

7.6 Advanced Model Building

This section introduces the advanced model building capabilities introduced in FALCON.m version 1.27. In our research applications, these have been particularly useful for the development of large models, or models that can be built in multiple variants.

7.6.1 Dependency Resolution

Subsystems as well as model inputs and outputs can be added in any order. FALCON.m internally generates a dependency graph including all model variables and subsystem function calls. If all dependencies can be resolved, FALCON.m generates the model code such that all subsystems are called in topological order.

This improvement has been found particularly useful when models are generated in multiple variants from object-oriented Matlab code. In such situations, it can be highly inconvenient to control the order of subsystem installations, and to provide a complete list of model inputs and outputs at once.

Dependency resolution is always enabled. Unused subsystems are automatically omitted from the generated models, whereas unused inputs are preserved. Dependencies are currently resolved on subsystem level, meaning that all outputs of a subsystem are evaluated in the model if at least one of its output arguments is required.

7.6.2 Adding Individual States, Controls, Parameters and Outputs

The traditional interface of FALCON.m builder classes requires you to specify all states, controls and parameters directly when creating the builder object. Additionally, a full list of outputs must be provided in a single function call.

However, in advanced model generation code, a more flexible interface is beneficial. Therefore, the `falcon.SimulationModelBuilder` class, see 7.3, has been extended with the methods `addState()`, `addControl()`, `addParameter()` and `addOutput()`, among others. These allow you to add individual variables at any time. Please note that the order of elements in the model input/output vectors corresponds to the order of variable definitions within each group.

It is recommended to choose either the traditional approach or the new interface when building a model. Both methods are not designed to be used at the same time.

7.6.3 Derivative-free Model Builds

While FALCON.m requires at least first-order derivatives of all model functions, derivative-free models can still be of use for post-processing and other purposes. Such models can be significantly faster and require far less memory, if they are evaluated on a very large input grid.

To build a model without derivative code, create the builder object with the arguments `'DerivativeOrder', 0`.

7.6.4 Flexible Builder Configuration

Traditionally, the evaluation mode is specified by passing either `'mex'` or `'matlab'` as `EvaluationProvider` option to the `Build` method of the model builder object. However, the `Build` method also accepts a configuration object instead, which allows to pass additional parameters. Currently, the supported configuration classes provided in the `falcon.core.builder` package are

- `DerivativeCoderConfiguration` in place of `'mex'`
- `DerivativeMatlabConfiguration` in place of `'matlab'`

7.6.5 Centralized Derivative Cache

FALCON.m uses a cache system to avoid regenerating subsystem derivatives that are already available. In case of complicated subsystems, this can considerably speed up the build procedure.

When building multiple models with common subsystems, it is possible to use the same derivative cache for all models. The derivatives of shared subsystems are then generated only once. Note that currently, a cache must only be accessed by a single process/thread at a time, since no locking is implemented. Parallel model builds are not supported.

To use a central derivative cache, first create a `falcon.core.builder.Cache` object. Pass the absolute path of the cache directory to the constructor. It is recommended that you create a directory specifically for this purpose, as it will be cluttered with many small files after a while.

Create a model builder object (`builder`) as usual and install the cache:
`builder.DerivativeProvider.setDerivativeCache(cache).`

7.6.6 Data Type Specification

Traditionally, all model inputs and outputs in FALCON.m are double precision arrays. This requirement has been relaxed to allow constant (non-derivative) inputs with other *numeric* data types. All variables used by FALCON.m itself remain double precision. Data types can be specified by passing optional arguments `'DataType'`, `typeName` to the `addConstantInput()` input of FALCON.m model builder objects.

This feature can be used to provide constant inputs with arbitrary *numeric* types to subsystems. Its main purpose, however, is to create discrete switches for use with variant subsystems, see [7.6.7](#).

7.6.7 Variant Subsystems

Simulink users may appreciate the concept of variant subsystems, i.e., subsystems that implement different functionality depending on the discrete value of a control variable. All implemented variants share a common interface.

Note that variants can be switched only according to non-derivative variables in FALCON.m, i.e., constant inputs. They should be seen as a convenient way to build a single model that can be used in multiple situations, and definitely *not* as a method to implement discrete controls.

Note also that variant subsystems incur a (usually small) performance penalty compared to independently built model variants. This is not so much due to the evaluation of switch statements, but more because of a suboptimal sparsity structure. All variants are combined in a single interface function, whose sparsity is the union of the variant sparsity patterns. This means that, generally, more potential nonzero elements than necessary will be accounted for, throughout the optimal control problem.

To create a variant subsystem, you need one or more `VariantDefinition` objects and a `VariantSystemDefinition` object. Each `VariantDefinition` stores a unique discrete *control* value that is later used to determine the active variant, and a `FunctionCallSignature` object that references the variant function and defines its inputs and outputs. The inputs can be FALCON.m variable names or numeric constants, the outputs are variable names.

Variant functions must support symbolic evaluation; there is currently no support for custom derivative subsystems within variant systems. All variants can have different inputs and outputs in arbitrary order. As an example, consider the following definition of two variants:

```
1 import falcon.core.builder.VariantDefinition;
2 import falcon.core.builder.FunctionCallSignature;
3 variants = [
```

```

4     VariantDefinition( ...
5         1, ... control value
6         FunctionCallSignature( ...
7             @(x, a, b) sqrt(a + b .* x.^2), ...
8             'Inputs', {'x', 1, 2}, ...
9             'Outputs', {'y'})
10    VariantDefinition( ...
11        5, ... control value
12        FunctionCallSignature( ...
13            @(x, u) x .* u, ...
14            'Inputs', {'x', 'u'}, ...
15            'Outputs', {'y'})
16 ];

```

Once all variants are defined, the `VariantSystemDefinition` object can be created, for example:

```

1 import falcon.core.builder.VariantSystemDefinition;
2 builder.addConstantInput('variantControl', 'DataType', 'uint8');
3 varsys = VariantSystemDefinition( ...
4     'varsysName', ... identifier for error messages and code comments
5     'variantControl', ... control variable (discrete, non-derivative)
6     variants, ...
7     {'y'}) % variant system outputs

```

The specified variant system outputs must be a subset of the intersection of the individual variant output arguments; in other words, these outputs need to exist for all variants, but any variant may have additional outputs. Note that the inputs for the variant system are not specified explicitly, they are automatically identified from the variants.

The variant control (switch) must be discrete and representable by an integer. Enumerations derived from integer data types can be used when building the model; however, the constant input values specified for model evaluation must be manually converted to the respective integer data type.

Variant subsystems are currently not supported with finite difference evaluation.

Class `FunctionCallSignature` Parent Classes:

Properties

+ `FunctionHandle`

The function handle

+ `Inputs`

Cell array of input arguments (variable names or numeric constants)

+ `Outputs`

Cell array of output argument names

Methods

FunctionCallSignature (Constructor)

Define a function call.

> **checkValid**

Do basic consistency checks, fail if invalid

> **isValid**

Do basic consistency checks

Constructor The FunctionCallSignature stores a function handle along with its input and output arguments.

Keywords: none

- Syntax -

```
1 signature = FunctionCallSignature(functionHandle, inputs, outputs)
```

- Inputs -

functionHandle a function_handle object

inputs a cell of input arguments, which can be variable names (char) or numeric constants; for example, inputs = {'x', 'y', pi}.

outputs a cell array of output argument names (char)

Class VariantDefinition Parent Classes:

Properties

+ **ControlValue**

Value of the control variable that activates the variant

+ **Signature**

The variant function call

+ **HashMode** (Default = sym)

Hash mode for derivative generation

+ **OptimizeCode**

Optimize derivative code

Methods

VariantDefinition (Constructor)

Define a variant of a variant system.

- > **checkValid**
Do basic consistency checks, fail if invalid
- > **isValid**
Do basic consistency checks

Constructor The variant is defined by a control value for variant selection and a function call signature.

Keywords: none

- Syntax -

```
1 variant = VariantDefinition(controlValue, signature)
```

Class VariantSystemDefinition Parent Classes:

Properties

- + **Name**
System name for log messages and code comments
- + **ControlVariable**
Name of the variant control variable
- + **Outputs**
System output argument names
- + **Variants**
VariantDefinition array

Methods

VariantSystemDefinition (Constructor)

Define a variant system.

- > **checkValid**
Do basic consistency checks, fail if invalid
- > **getInputs**
Get a list of input variables required for all variants.
- > **getOutputs**
Get the system output argument names
- > **isValid**
Do basic consistency checks

Constructor *Keywords:* none

- Syntax -

```
1 varSys = VariantSystemDefinition(name, controlVariable, variants,
    outputs)
```

- Inputs -

name system name (char)

controlVariable name of the variable that selects a variant at runtime

variants falcon.core.builder.VariantDefinition array

outputs cell array of output names

7.6.8 Model Wrapper Classes

FALCON.m models are basically just functions that also calculate their own derivatives and which can provide a generic description of their interface. All other model knowledge, like constant inputs, variable bounds, scalings and offsets, needs to be supplied externally when setting up a problem.

In some cases, however, it may be more convenient to consider a model not only as a plain function with many parameters, but as an object that can organize its internals by itself. For this purpose, the `falcon.ModelWrapper` base class has been created. This class only implements a few convenience methods based on the generic FALCON.m model function interface, such as the assignment of model constants by name instead of index. However, model-specific subclasses can store additional configuration data and override methods such as `setupDefaultVariableAttributes()` to make use of this configuration.

For example, the dynamics of an aircraft may be implemented in a FALCON.m model that is parameterized by a number of constant inputs, which may include aerodynamic derivatives or propulsion model coefficients. Then, a wrapper class may be created that is able to load aircraft-specific parameters from a set of configuration files. This class can then automatically assign the model constants based on the loaded configuration, and apply aircraft-specific limitations to the model variables. Once the model variables have been created, some attributes may be adjusted by problem-specific values.

To associate a model with a specific wrapper class, pass the optional arguments `'ModelWrapperClass'`, `className` to the FALCON.m model builder constructor. The specified class name is stored in the model. After the model is built, you can create use the wrapper as follows:

```
1 % create the wrapper object (specialized subclass instance, if
    specified)
2 model = falcon.ModelWrapper(modelFunction).specialize();
3 % load model-specific configuration or set model constants by name
4 constants = struct('a', 1, 'b', 2);
5 model.setConstants(constants);
6 % create model variables
7 [varsByType, varList] = model.createVariables();
```

```

8 % evaluate the model (no need to specify constant inputs here!)
9 [statesdot, outputs] = model.evaluate(states, controls, parameters)

```

To create a model-specific wrapper class, start with the following template:

```

1 classdef MyModelWrapper < falcon.ModelWrapper
2
3     properties
4         MyModelParameters % model-specific configuration
5     end
6
7     methods
8
9         function self = MyModelWrapper(varargin)
10            self@falcon.ModelWrapper(varargin{:});
11            % initialize model-specific properties/constants/...
12        end
13
14        function [ self ] = loadParameters(self, file) % or something
15            similar
16            % set self.MyModelParameters
17        end
18
19        function [ variables ] = setupDefaultVariableAttributes(self,
20            variables)
21            % use model-specific knowledge to provide sane defaults
22            % or to setup problem-independent limitations; for example:
23            % variables.findFirst('^n_z_B$').setRange( ...
24            %     self.MyModelParameters.loadFactorRange)
25            % vars = variables.find('_UNIT_m_d_s$');
26            % for v = vars(:).
27            %     v.setScaling(1e-2);
28            % end
29        end
30
31    end

```

Class ModelWrapper Parent Classes: falcon.core.Handle, matlab.mixin.Heterogeneous, matlab.mixin.Copyable

Properties

+ **ModelFunction** (read-only)
The low-level model function

+ **ModelInfo** (read-only)
The low-level model info struct

+ **VariablesByType** (read-only)
A struct with fields 'States', 'Controls', 'Parameters' and 'Outputs' that hold the corresponding model variables after createVariables() is called

+ ModelConstantsCell (read-only)

The low-level cell array of model constants that are passed to the model with every call to evaluate()

Methods**ModelWrapper** (Constructor)

Create a generic model wrapper instance.

> createVariables

Create states, controls, parameters and outputs. <Descriptions> This method analyzes the low-level model info struct provided by the model function handle, and creates the corresponding state, control, parameter and output objects. Furthermore, the setupDefaultVariableAttributes() method is applied to all variables. Subclasses may override this method and use model-specific knowledge to apply variable bounds/scalings/offsets, for example based on a parameter set stored in the subclass wrapper object.

> evaluate

Evaluate the model.

> evaluateDirect

Evaluate the low-level model function.

> getConstants

Get a struct of model constants.

> getConstraints

falcon.ModelWrapper/getConstraints is a function. [constraints] = getConstraints(self)

> getControls

Get the model controls.

> getInfo

Get the low-level model info struct.

> getModelFunction

Get the low-level model function.

> getOutputElementNames

Extract output element names from the model info struct.

> getOutputs

Get the model outputs.

> getParameters

Get the model parameters.

> getStates

Get the model states.

- > **listRequiredConstants**
List the constant inputs required by the model function.
- > **setConstant**
Set a model constant.
- > **setConstants**
Set the model constants.
- > **setConstantsCell**
Set the model constants by index.
- > **setConstantsStruct**
Set the model constants by name.
- > **setModelFunction**
Set the low-level model function.
- > **setupDefaultVariableAttributes**
Initialize variable attributes (bounds, scaling, offset).
- > **specialize**
Create a model-specific wrapper according to model attributes.

Constructor Given a model function handle that was generated by the FALCON model builder framework, create a basic ModelWrapper object. This wrapper has no specific model knowledge. It can, however, create and organize all model variables and store a set of model constants. Model-specific features need to be implemented in subclasses. To associate a model with a specific wrapper class, pass the optional arguments 'ModelWrapperClass', 'className' to the model builder object. The class name is stored in the model. Then you can create a generic model wrapper and call its specialize() method to obtain an instance of the correct subclass. The recommended way of using a model wrapper is to call falcon.ModelWrapper(modelFunction).specialize(). Please note that the ModelWrapper class is a handle class.

Keywords: none

- Syntax -

```
1 model = falcon.ModelWrapper(modelFunction)
2 model = falcon.ModelWrapper(modelFunction).specialize()
```

- Inputs -

modelFunction a function handle generated by FALCON

- Outputs -

model a ModelWrapper object

Method specialize If a model function is linked to a specific wrapper class through its info struct, the specialize() method returns an instance of the respective class. Otherwise, a new generic wrapper object is created. In any case, variables and model constants need to be recreated; thus, it is recommended to call specialize() only immediately after constructing a wrapper. In other words, the recommended way of using a model wrapper is to call `falcon.ModelWrapper(modelFunction).specialize()`.

Keywords: none

- Syntax -

```
1 model = genericModel.specialize()
```

- Outputs -

instance the new wrapper object

Method listRequiredConstants This extracts the list of constant inputs from the low-level model info struct.

Keywords: none

constants struct array with variable attributes

Method setConstants Set the model constants, either as cell array or as a struct (recommended).

Keywords: none

- Inputs -

constants either a cell array with constant values ordered according to the model info struct (see listRequiredConstants()), or a scalar struct with fields defining the constant values by name (recommended)

- Name Value -

IgnoreUnknown logical flag indicating if unknown constants should be ignored (default=true); only applies to struct inputs

Method getConstants If model constants have been assigned in the wrapper object, this method returns them as a struct for convenient name-based access.

Keywords: none

- Outputs -

constants struct (field names: constant input names, values: values from the model constants array)

Method createVariables *Keywords:* none

- Outputs -

varsByType A struct with fields States (falcon.State array), Controls (falcon.Control array), Parameters (falcon.Parameter array), Outputs (falcon.Output array).

varList A heterogenous array of type falcon.core.OVC holding the model variables in the order of states, controls, parameters and outputs. By this definition, it is guaranteed that variables that appear as decision variables in the NLP generated by FALCON are listed before those that can only appear as constraint values.

Method setupDefaultVariableAttributes In the generic falcon.ModelWrapper this method has no effect. Model-specific subclasses may override it to initialize the bounds, scalings and offsets of states/controls/parameters/outputs based on model-specific knowledge. For example, a wrapper subclass can store a model-specific configuration data structure and derive variable attributes from this. The setupDefaultVariableAttributes() method is called automatically by createVariables().

Keywords: none

- Syntax -

```
1 variables = model.setupDefaultVariableAttributes(variables)
```

Method getStates Return the model states (only after createVariables() has been called).

Keywords: none

- Outputs -

states falcon.State array

Method getControls Return the model controls (only after createVariables() has been called).

Keywords: none

- Outputs -

controls falcon.Control array

Method getParameters Return the model parameters (only after createVariables() has been called).

Keywords: none

- Outputs -

parameters falcon.Parameter array

Method getOutputs Return the model outputs (only after createVariables() has been called).

Keywords: none

- Outputs -

outputs falcon.Output array

Method getOutputElementNames *Keywords:* none

- Syntax -

```
1  \% Example
2  [statesdotNames, outputNames] = model.getOutputElementNames()
```

Method getInfo This returns the low-level info struct provided by the FALCON model function.

Keywords: none

- Outputs -

modelInfo low-level model info struct

Method evaluate Evaluate the model function with given state/control/parameter inputs. Constant inputs are taken from the model constants stored in the wrapper object.

Keywords: none

- Inputs -

states state values (if required by the model)

controls control values (if required by the model)

parameters parameter values (if required by the model)

Method evaluateDirect Evaluate the low-level model function directly. All inputs, including the model constants, need to be specified.

Keywords: none

Index

- Discretization
 - Evaluate
 - Gradient, 113, 114
 - Opti Func, 47
 - Path Function
 - Phase Constraint, 53
 - Phase Cost, 51
 - Problem
 - Simulate
 - Phase, 59
 - Solver
 - Discretization Method, 44
 - Solve, 47
- Base Builder
 - Build, 152, 159, 168
 - Constant, 146, 156, 164
 - Input, 145, 156, 164
 - Derivative Subsystem, 147, 157, 165
 - Subsystem, 146, 156, 165
 - Variables
 - Combine, 148, 159, 167
 - Split, 148, 158, 167
 - VariantSubsystem, 147, 158, 166
- Constraint
 - Array, 101
- Constructor
 - Constraint, 100
 - Control, 84
 - Ipopt, 119
 - Model Builder, 143
 - Parameter, 93
 - Path Constraint, 154
 - Point Constraint, 162
 - Problem, 35
 - State, 76
- Debugging
 - Constraint, 106
 - Control, 90
 - Grid, 71
 - Model, 74
- OVC, 81
- Parameter, 98
- Path Function, 108, 111
- Phase, 60
- Problem, 47
 - Cost Values, 45
 - Time Series, 42
- Problem Information, 41
- Discretization
 - Evaluate
 - Constraint, 112, 114
 - Cost, 113, 115
 - Gradient, 113, 115
 - Residual, 112–114
- Flags
 - Active, 103
 - Fixed, 87, 95
 - Sensitive, 89
- gPC Problem
 - Fast Bake, 42
- Grid
 - Interpolation
 - Method, 68
 - Values, 65
 - Resample, 66
 - Set
 - Specific Values, 69
 - Values, 70
 - Set and Hold
 - Specific Values, 67
 - Set Only
 - Specific Values, 69
- Ipopt
 - Parser, 121
 - Settings
 - CPU Time, 122
 - IterationFunction, 122
 - Linear Solver, 122
 - Mu Barrier Tolerance, 121
 - Mu Initial, 123

- Mu Linear Decrease, 123
- Mu Maximum, 123
- Mu Maximum Factor, 124
- Mu Minimum, 124
- Mu Strategy, 124
- Mu Superlinear Decrease, 124
- Mu Target, 125
- Solve, 126
- Standard Start, 125
- Warm Start, 126, 127
- Model
 - Constants, 72
 - Outputs, 73
 - Overwrite Constants, 73
 - Parameters, 73
- Model Builder
 - Deriv Names, 146
 - Outputs, 145
- Optimizer
 - Checks
 - Analyze, 120
 - KKT, 120
 - Problem, 125
 - RecalcZFFlag, 122
- OVC
 - Bound
 - Lower, 79, 88, 96, 104
 - Upper, 80, 89, 97, 105
 - byName, 39, 77, 85, 93, 102
 - Unique, 39, 77, 85, 93, 102
 - Offset, 80, 88, 96, 104
 - Scaling, 80, 88, 96, 105
- Parameter
 - Value, 97
- Path Constraint
 - Constraint Names, 158
- Path Function
 - Constants, 107, 110
 - Overwrite Constants, 108, 110
 - Parameters, 108, 111
- Phase
 - Boundaries
 - Final, 56
 - Initial, 58
 - Connect, 55
 - Cost
 - Linear, 52
 - Quadratic, 54
 - Duration
 - Final Time, 57
 - Limit, 56
 - Start Time, 59
 - Extension, 55
 - Grid
 - Control, 51
 - Lagrange Cost, 51
 - Path Constraint, 53
 - Post Process
 - Add, 55
 - Simulate, 59
 - StateGrid
 - Resample, 55
- Point Constraint
 - Constraint Names, 166
 - Parameter Names, 164
 - Phase Input, 163
- Problem
 - Bake, 39
 - Checks
 - Gradient, 39
 - Scaling, 40
 - Cost
 - Mayer, 36
 - Scaling, 43
 - Discretization Method, 44
 - Extension, 38
 - GUI, 43
 - Open, 43
 - Opti Func, 47
 - Phase, 36
 - Connect, 41
 - Connect All, 41
 - Point Constraint, 37
 - Post Process
 - Add, 38
 - Simulation, 45
 - Flag, 45
 - Solve, 47

UnBake, 48

Solver

 Limit

 Iteration, 44

 Tolerance

 Feasibility, 44

 Optimality, 45

References

- [1] John T. Betts. *Practical Methods for Optimal Control and Estimation Using Nonlinear Programming*. Society for Industrial and Applied Mathematics, Philadelphia, 2009.
- [2] Christof Büskens. *Optimierungsmethoden und Sensitivitätsanalyse für optimale Steuerprozesse mit Steuer- und Zustands-Beschränkungen*. Dissertation, Westfälische Wilhelms-Universität, Münster, 1998.
- [3] Matthias Gerds. *Optimal control of ODEs and DAEs*. De Gruyter textbook. De Gruyter, Berlin and Boston, 2012.
- [4] Barzin Hosseini, Agnes Steinert, Rodolfo Hofmann, Xiang Fang, Rasmus Steffensen, Florian Holzapfel, and Christoph Göttlicher. Advancements in the theory and practice of flight vehicle system identification. *Journal of Aircraft*, 07 2023.
- [5] Ravindra V. Jategaonkar. *Flight Vehicle System Identification: A Time Domain Methodology*, chapter 4. American Institute of Aeronautics and Astronautics, Inc., Reston, VA, 2006.
- [6] Eugene A. Morelli and Vladislav Klein. *Aircraft System Identification - Theory And Practice, 2nd Edition*. Sunflyte Enterprises, Williamsburg, Virginia, 2016.
- [7] Andreas Wächter and Lorenz T. Biegler. On the implementation of an interior-point filter line-search algorithm for large-scale nonlinear programming. *Mathematical Programming*, 106(1):25–57, 2006.